

GOLF MANOR

Does Place Matter? A Community Health Assessment



We
THRIVE!
Community Wellness in Action

An Initiative of



PREVENT. PROMOTE. PROTECT.



ON TAP FOR TODAY

- Data Notes
- Community Context
- Assets
- Opportunities
- Community Voice
- Discussion
- Recommendations
- Next Steps



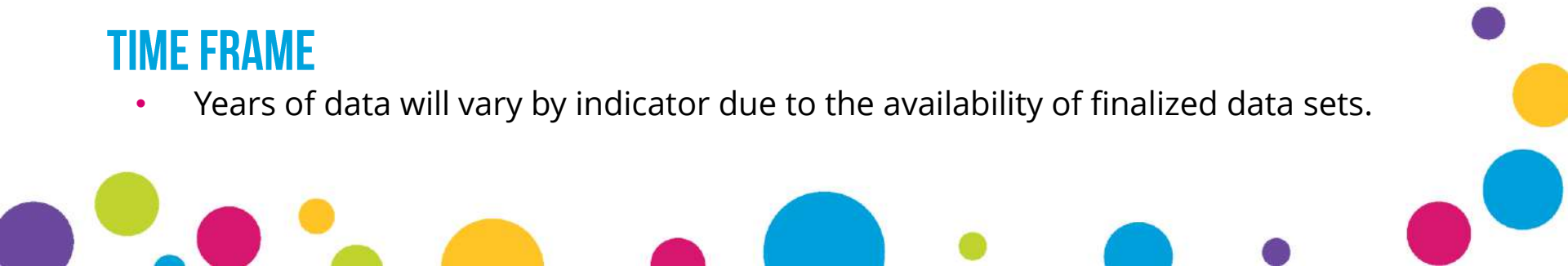
DATA NOTES

LOCAL DATA OBTAINED FROM

- Federal Bureau of Investigation (FBI)
- Hamilton County and Ohio Job and Family Services (JFS)
- Hamilton County Public Health (HCPH)
- Hamilton County Sheriff's Office
- Ohio Department of Education (ODE)
- Ohio Department of Health (ODH)
- Ohio Department of Public Safety (ODPS)
- U.S. Census Bureau/American Fact-Finder
- U.S Department of Agriculture

TIME FRAME

- Years of data will vary by indicator due to the availability of finalized data sets.




GEOGRAPHY

- Data is presented throughout the report and presentation at a community level.

HOW DO YOU KNOW SOMEONE IS LIVING IN MY COMMUNITY?

- We have access to the address of every injury, death, birth & reported cases of notifiable cancer or disease.
- We map out each address to determine the exact location within Hamilton County and if that individual resides within your community.



DATA IS ONLY PART OF THE STORY


- Death and injury data can only provide a snapshot of the most severe outcomes. It does not tell the whole story.
- Additional sources should be considered to fully understand and solve the problems within the community.

Mortality
Data

Injury
Data

Police, Fire, EMS
Run Data

Community Voice
(Includes first hand experience/knowledge of the current situation)



ASSETS

- Areas or outcomes that positively impact your community.

OPPORTUNITIES

- Areas or outcomes where we see room for improvement in the health, safety, and vitality of your community.

Assets and opportunities were identified from a review of data and by conducting an asset and opportunity audit. Assets and opportunities identified from the data are statistically significant when compared to Hamilton County as a whole.

Assets and opportunities were identified by Hamilton County Public Health staff and may differ from what you see in your community.





COMMUNITY CONTEXT

3,588

Golf Manor
Total
Population,
2016

1,962

Female
Population,
2016

1,626

Male
Population,
2016

2016 Population by Age



< 18 Years of Age **28%**



18-29 Years of Age **14%**



30-49 Years of Age **30%**



50-64 Years of Age **17%**



65+ Years of Age **11%**

3,588

Golf Manor
Total
Population,
2016

1,962

Female
Population,
2016

1,626

Male
Population,
2016

2016 Population by Race/Ethnicity

non-Hispanic White	25%
non-Hispanic Black	69%
non-Hispanic Multi Racial	4%
non-Hispanic Other Race	2%
Hispanic, Any Race	1%

HIGH LEVELS OF CONCENTRATED DISADVANTAGE

The level of
Concentrated
Disadvantage in
Golf Manor in 2016

Concentrated disadvantage is an indicator that shows areas that are at an economic disadvantage.

Concentrated disadvantage is calculated using five indicators:

1. *Percent of individuals living below the poverty line*
2. *Percent of individuals on public assistance*
3. *Percent of female-headed households*
4. *Percent of the population who are unemployed*
5. *Percent of the population who are less than 18 years of age*

Concentrated disadvantage shows how the indicators interact with each other to influence the overall health of individuals living in a particular community.



ASSETS

Assets

The percent of Golf Manor residents who are uninsured is 1.3 times lower than Hamilton County (2012-2016).

The percent of Golf Manor children who are uninsured is 5 times lower than Hamilton County (2012-2016).

The percentage of Golf Manor residents who are 25 years of age and older whose highest level of educational attainment is a high school graduate is 1.3 times higher than Hamilton County (2012-2016).

The percent of Golf Manor residents who are a high school graduate and are living in poverty is nearly 2.4 times lower than Hamilton County (2012-2016).

Golf Manor

Hamilton
County

8%

10%

0.8%

4%

34%

27%

17%

41%

Assets

The percent of families with children in Golf Manor with no parents working is lower than Hamilton County (2012-2016).

The rate at which Golf Manor residents experience a fall-related injury is nearly 1.2 times lower than Hamilton County (2010-2014).

The rate at which female breast cancer is newly diagnosed in Golf Manor residents is nearly 1.5 times lower than Hamilton County (2011-2015).

The rate at which Hepatitis C is newly diagnosed in Golf Manor residents is 2.3 times lower than Hamilton County (2012-2016).

Golf Manor

Hamilton
County

5%

7%

2,640.4
PER 100,000

2,935.9
PER 100,000

90.3
PER 100,000

138.8
PER 100,000

77.8
PER 100,000

175.2
PER 100,000


Assets

100% of child care providers in Golf Manor accept publicly funded vouchers.

Golf Manor hosts annual Prescription Drug Take Back Days and has a year round prescription drug drop box available to residents.

Most of the streets in Golf Manor have sidewalks and other pedestrian accommodations to help residents walk through the Village safely.

Residents can participate in the Concerned Citizens Resident Action Group to increase community involvement and safety in Golf Manor.





OPPORTUNITIES

Opportunities

The percent of Golf Manor residents living in poverty is nearly 1.2 times higher than Hamilton County (2012-2016).

The percentage of Golf Manor residents who are 25 years of age and older whose highest level of educational attainment is a Bachelor's degree or higher is 1.4 times lower than Hamilton County (2012-2016).

The percent of Golf Manor residents who have a Bachelor's degree or higher and are living in poverty is 1.2 times higher than Hamilton County (2012-2016).

The percentage of Golf Manor residents who experience a housing cost burden is 1.2 times higher than Hamilton County (2012-2016).

Golf Manor

Hamilton
County

20%

18%

25%

34%

18%

16%

39%

32%

Opportunities

The percentage of Golf Manor residents who experience an independent living difficulty is 1.2 times higher than Hamilton County (2012-2016).

The rate at which Golf Manor residents experience motor vehicle related injuries is 1.5 times higher than Hamilton County (2010-2014).

The rate at which Golf Manor residents experience firearm related injuries is nearly 2 times higher than Hamilton County (2010-2014).

The rate at which Golf Manor residents experience intentional injuries is 1.4 times higher than Hamilton County (2010-2014).

Golf Manor

Hamilton
County

7%

6%

1,091.3
PER 100,000

746.5
PER 100,000

125.9
PER 100,000

64.9
PER 100,000

1,173.8
PER 100,000

861.4
PER 100,000


Opportunities

None of the outdoor properties managed by Golf Manor have smoke-free or tobacco-free policies and supporting signage.

There appears to be underutilization of public spaces for wellness activities and community engagement in Golf Manor.

30% of responses to the Community Voice Survey mentioned litter or home/property maintenance as concerns in Golf Manor.

There is a low community recycling rate of 7.18% in Golf Manor.





COMMUNITY VOICE

COMMUNITY

SIDEWALKS

STREET

CHILDREN

RESIDENT

DRUG

SAFETY

POLICE

ACCESS

DRIVE

CRIME

LITTER

HOME

HEALTH



"Housing & property maintenance, absentee landlords, abandoned properties in the business district."

"...more can be done to increase the use of the municipal park by everyone, such as a track, outdoor group exercises which include socialization for older folks it encourage attendance, and a productive and useful community garden IN A SUNNY LOCATION..."

"Environmental cleanliness, access to medical care."

"The most important issues that affect health and safety are preventing violent crime and drug activity in our community..."

"There are a lot of cracked, broken and uneven sidewalks throughout the village..."

"...Common courtesy and appreciation of diversity would be wonderful."



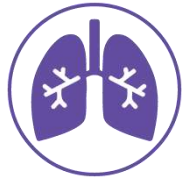


DISCUSSION



RECOMMENDATIONS

The following recommendations are based on the opportunities that were identified for your community, along with the corresponding WeTHRIVE! pathway(s) that address each of the recommendations.



= **CHRONIC DISEASE PATHWAY**



= **ENVIRONMENTAL HEALTH PATHWAY**



= **SUBSTANCE USE & ABUSE PATHWAY**



= **EMERGENCY PREPAREDNESS PATHWAY**



= **INJURY PREVENTION PATHWAY**



= **SOCIAL HEALTH PATHWAY**

Recommendations

WeTHRIVE! Pathway


Partner with local entities to support residents in exploring further education and job opportunities.

Identify available resources and education around financial planning for residents.

Educate the community about renter's rights and responsibilities by partnering with local organizations.

Meet with Hamilton County Public Health's Environmental Health Division to identify opportunities around maintaining healthy homes.

Work to link residents with independent living difficulties to resources that can help them maintain a high quality of life.



Recommendations

Identify partnerships and develop strategies to reduce the number of motor vehicle crashes involving local residents.

Work with groups, such as Street Rescue, to help get unwanted firearms off the streets.

Identify strategies to improve safety and decrease intentional injuries in Golf Manor.

Implement tobacco-free policies (including vaping) for all Golf Manor owned properties, including parks and event spaces, with supporting signage.

Identify partnerships to increase wellness activities for all residents in Golf Manor.

WeTHRIVE! Pathway



Recommendations

Gather feedback from residents to help identify ways to inform and connect them to resources and opportunities available in the community around health, safety and well-being.

Partner with Hamilton County Environmental Services to increase the community recycling rate and educate residents on local clean-up efforts.

WeTHRIVE! Pathway






NEXT STEPS

WHERE DO WE GO FROM HERE?

- Choose WeTHRIVE! pathway(s)
- Develop a WeTHRIVE! team
- Complete a community mapping exercise
- Conduct a pathway assessment and develop an action plan
- Implement strategies to improve the health, safety and vitality of Golf Manor



CRISTIE IWASKO, MPH, CHES

Health Educator
Hamilton County Public Health
cristie.iwasko@hamilton-co.org
P: 513.946.7806



An Initiative of



PREVENT. PROMOTE. PROTECT.

