

Village of Golf Manor

July 2025



Financial Packet

Table of Contents

- Bank Reconciliation
- Bank Balances
- Outstanding Payment Listing
- Cleared Payment Listing
- Outstanding Receipts Listing
- Cleared Receipts Listing
- Cleared Adjustments Listing
- General Fund Overview
- Fund Summary Report
- Appropriation Status Report
- Revenue Status Report
- Financial Dashboard
- Financial Definitions

Bank Reconciliation

UAN v2025.2

Reconciled Date 7/31/2025

Posted 8/19/2025 5:22:28 PM

Prior UAN Balance:		\$4,206,320.63
Receipts:	+	\$682,075.67
Payments:	-	\$1,227,221.39
Adjustments:	+	<u>-\$0.02</u>
Current UAN Balance as of 07/31/2025:		\$3,661,174.89
Other Adjusting Factors:	+	<u>\$0.00</u>
Adjusted UAN Balance as of 07/31/2025:		<u><u>\$3,661,174.89</u></u>
Entered Bank Balances as of 07/31/2025:		\$3,909,236.39
Deposits in Transit:	+	\$275.00
Outstanding Payments:	-	\$248,336.50
Outstanding Adjustments:	+	\$0.00
Other Adjusting Factors:	+	<u>\$0.00</u>
Adjusted Bank Balances as of 07/31/2025:		<u><u>\$3,661,174.89</u></u>

Balances Reconciled

Governing Board Signatures

_____	_____	_____	_____	_____
_____	_____	_____	_____	_____

There are no outstanding adjustments as of 07/31/2025.

Bank Balances

Reconciled Date 7/31/2025

Posted 8/19/2025 5:22:28 PM

Type	Name	Number	Prior Bank Balance	Calculated Bank Balance	Entered Bank Balance	Difference
Primary	PRIMARY		\$151,379.16	\$268,766.55	\$382,880.06	\$114,113.51
Secondary	mayor ct		\$9,138.29	\$9,138.29	\$8,221.79	-\$916.50
Secondary	POLICE LAW		\$5,947.04	\$5,947.04	\$5,949.67	\$2.63
Investment	5/3 Saving		\$2,345,584.57	\$1,923,138.17	\$1,809,938.53	-\$113,199.64
Investment	Star Ohio		\$1,695,824.03	\$1,702,246.34	\$1,702,246.34	\$0.00
Total:			<u>\$4,207,873.09</u>	<u>\$3,909,236.39</u>	<u>\$3,909,236.39</u>	<u>\$0.00</u>

Outstanding Payments

UAN v2025.2

Reconciled Date 7/31/2025

Posted 8/19/2025 5:22:28 PM

Account	Type	Payment #	Post Date	Vendor / Payee	Amount
PRIMARY	Warrant	22249	02/27/2025	GWEN CHESSER	\$47.82
PRIMARY	Warrant	22556	07/23/2025	HAMILTON COUNTY POLICE ASSN	\$1,000.00
PRIMARY	Warrant	22560	07/29/2025	ADLETA CONSTRUCTION	\$119,607.03
PRIMARY	Warrant	22561	07/29/2025	JOHN J. JURGENSEN COMPANY	\$127,681.65
					<hr/>
					\$248,336.50
					<hr/>

Cleared Payments

UAN v2025.2

Reconciled Date 7/31/2025

Posted 8/19/2025 5:22:28 PM

Account	Type	Payment #	Post Date	Vendor / Payee	Amount
PRIMARY	Electronic	199-2025	07/01/2025	Ohio Public Works Commission	\$41,270.24
PRIMARY	Electronic	200-2025	07/01/2025	AFLAC	\$594.88
PRIMARY	Electronic	201-2025	07/01/2025	FIDELITY SECURITY LIFE INSURANCE CO	\$121.76
PRIMARY	Electronic	202-2025	07/01/2025	AFLAC	\$304.18
PRIMARY	Electronic	203-2025	07/01/2025	SUN LIFE	\$860.52
PRIMARY	Electronic	207-2025	07/02/2025	Payroll, Net	\$43,139.86
PRIMARY	Electronic	208-2025	07/02/2025	Payroll, Net	\$1,265.39
PRIMARY	Electronic	209-2025	07/02/2025	Payroll, Net	\$8,898.14
PRIMARY	Electronic	210-2025	07/02/2025	Payroll, Net	\$1,679.98
PRIMARY	Electronic	211-2025	07/02/2025	Payroll, Net	\$750.02
PRIMARY	Electronic	212-2025	07/02/2025	PXC, INC	\$770.43
PRIMARY	Electronic	213-2025	07/11/2025	JEFFERSON HEALTH PLAN	\$16,476.76
PRIMARY	Electronic	214-2025	07/16/2025	US BANK	\$726.38
PRIMARY	Electronic	215-2025	07/16/2025	US BANK	\$1,731.62
PRIMARY	Electronic	216-2025	07/16/2025	US BANK	\$2,619.69
PRIMARY	Electronic	217-2025	07/16/2025	US BANK	\$1,186.06
PRIMARY	Electronic	218-2025	07/16/2025	US BANK	\$510.12
PRIMARY	Electronic	219-2025	07/16/2025	Ohio Bureau of Workers Compensation	\$4,043.80
PRIMARY	Electronic	220-2025	07/16/2025	DUKE ENERGY	\$242.06
PRIMARY	Electronic	221-2025	07/18/2025	Payroll, Net	\$41,103.89
PRIMARY	Electronic	222-2025	07/18/2025	Payroll, Net	\$750.02
PRIMARY	Electronic	223-2025	07/18/2025	Payroll, Net	\$1,645.98
PRIMARY	Electronic	224-2025	07/18/2025	Payroll, Net	\$1,265.39
PRIMARY	Electronic	225-2025	07/18/2025	Payroll, Net	\$8,698.68
PRIMARY	Electronic	226-2025	07/18/2025	Payroll, Net	\$2,650.00
PRIMARY	Electronic	227-2025	07/01/2025	FIFTH THIRD BANK	\$489.59
PRIMARY	Electronic	229-2025	07/21/2025	WEX BANK	\$3,050.32
PRIMARY	Electronic	230-2025	07/23/2025	OHIO PUBLIC EMPLOYEES DEF COMP	\$2,550.00
PRIMARY	Electronic	231-2025	07/23/2025	OHIO PUBLIC EMPLOYEES DEF COMP	\$2,510.00
PRIMARY	Electronic	232-2025	07/23/2025	OHIO PUBLIC EMPLOYEES DEF COMP	\$2,510.00
PRIMARY	Electronic	233-2025	07/31/2025	Payroll, Net	\$43,169.62
PRIMARY	Electronic	234-2025	07/31/2025	Payroll, Net	\$750.02
PRIMARY	Electronic	235-2025	07/31/2025	Payroll, Net	\$773.00

Cleared Payments

UAN v2025.2

Reconciled Date 7/31/2025

Posted 8/19/2025 5:22:28 PM

Account	Type	Payment #	Post Date	Vendor / Payee	Amount
PRIMARY	Electronic	236-2025	07/31/2025	Payroll, Net	\$1,265.39
PRIMARY	Electronic	237-2025	07/31/2025	Payroll, Net	\$9,116.17
PRIMARY	Electronic	238-2025	07/24/2025	Ohio Police & Fire Pension Fund	\$30,095.39
PRIMARY	Electronic	239-2025	07/28/2025	Ohio Police & Fire Pension Fund	\$1,164.84
PRIMARY	Electronic	240-2025	07/24/2025	Ohio Public Employees Retirement System	\$18,037.39
PRIMARY	Electronic	241-2025	07/24/2025	FIFTH THIRD BANK	\$6,750.76
PRIMARY	Electronic	242-2025	07/18/2025	PXC, INC	\$681.21
PRIMARY	Electronic	243-2025	07/31/2025	CORRECT TRANSACTIONS	\$4,014.50
PRIMARY	Warrant	22389	05/02/2025	HAMILTON COUNTY TREASURER	\$359.64
PRIMARY	Warrant	22425	05/16/2025	MAYORS ASSOCIATION OF OHIO	\$250.00
PRIMARY	Warrant	22465	06/06/2025	NINE GIANT BREWING, LLC	\$270.00
PRIMARY	Warrant	22490	06/11/2025	TRI-STATE BLIND	\$625.00
PRIMARY	Warrant	22509	07/02/2025	DEER PARK SILVERTON JOINT FIRE DISTRICT	\$47,208.33
PRIMARY	Warrant	22510	07/02/2025	GALLS, LLC	\$369.44
PRIMARY	Warrant	22511	07/02/2025	WRIGHT BROTHERS	\$15.36
PRIMARY	Warrant	22512	07/02/2025	BEACON ORTHOPAEDICS & SPORTS MEDICINE LTD	\$666.68
PRIMARY	Warrant	22513	07/02/2025	M.J.DONOVAN ENTERPRISES INC	\$1,021.27
PRIMARY	Warrant	22514	07/02/2025	MIDWEST INDUSTRIAL DOOR LLC	\$270.00
PRIMARY	Warrant	22515	07/02/2025	OHIO ASSN CHIEFS OF POLICE	\$370.00
PRIMARY	Warrant	22516	07/02/2025	REACHOUT TECHNOLOGIES	\$86.85
PRIMARY	Warrant	22517	07/02/2025	ROBERT T. BUTLER	\$5,907.00
PRIMARY	Warrant	22518	07/02/2025	SPRINGFIELD TOWNSHIP POLICE ASSOCIATION	\$150.00
PRIMARY	Warrant	22519	07/02/2025	STANDARD INSURANCE COMPANY	\$530.28
PRIMARY	Warrant	22520	07/02/2025	SIGNAL HILL SOLUTIONS, INC	\$2,235.56
PRIMARY	Warrant	22521	07/02/2025	THE MATT HAVERKAMP FOUNDATION	\$500.00
PRIMARY	Warrant	22522	07/02/2025	OCV, LLC	\$5,495.00
PRIMARY	Warrant	22523	07/02/2025	AT&T MOBILITY LLC	\$69.79
PRIMARY	Warrant	22524	07/02/2025	FLAGGS USA INC	\$1,359.78
PRIMARY	Warrant	22525	07/02/2025	EDWIN L BUTLER	\$2,000.00
PRIMARY	Warrant	22526	07/09/2025	US BANK	\$1,845.61
PRIMARY	Warrant	22527	07/10/2025	AFFORDABLE PEST CONTROL	\$72.00
PRIMARY	Warrant	22528	07/10/2025	AMAZON CAPITAL SERVICES INC	\$393.57
PRIMARY	Warrant	22529	07/10/2025	BOARD OF COUNTY	\$944.00

Cleared Payments

UAN v2025.2

Reconciled Date 7/31/2025

Posted 8/19/2025 5:22:28 PM

Account	Type	Payment #	Post Date	Vendor / Payee	Amount
				COMMISSIONERS	
PRIMARY	Warrant	22530	07/10/2025	DUKE ENERGY	\$5,684.96
PRIMARY	Warrant	22531	07/10/2025	FLAGGS USA INC	\$64.99
PRIMARY	Warrant	22532	07/10/2025	Greater Cincinnati Water Works	\$763.99
PRIMARY	Warrant	22533	07/10/2025	MINUTEMAN PRESS	\$651.73
PRIMARY	Warrant	22534	07/10/2025	RUMPKE CONTAINER	\$23,627.33
PRIMARY	Warrant	22535	07/10/2025	T-MOBILE USA, INC	\$299.88
PRIMARY	Warrant	22536	07/10/2025	TECTA AMERICA	\$330.55
PRIMARY	Warrant	22537	07/10/2025	RIDGECREST PRODUCTS	\$263.40
PRIMARY	Warrant	22538	07/10/2025	KUSTOM SIGNALS, INC	\$47.00
PRIMARY	Warrant	22539	07/23/2025	CINCINNATI BELL	\$395.00
PRIMARY	Warrant	22540	07/23/2025	CHARTER COMMUNICATIONS HOLDINGS LLC	\$150.81
PRIMARY	Warrant	22541	07/23/2025	DEER PARK SILVERTON JOINT FIRE DISTRICT	\$47,208.33
PRIMARY	Warrant	22542	07/23/2025	GALLS, LLC	\$67.16
PRIMARY	Warrant	22543	07/23/2025	H. HAFNER & SONS INC.	\$30.00
PRIMARY	Warrant	22544	07/23/2025	WRIGHT BROTHERS	\$14.87
PRIMARY	Warrant	22545	07/23/2025	ELLEN WOLF-PERAZZO	\$800.00
PRIMARY	Warrant	22546	07/23/2025	SHERWIN WILLIAMS	\$77.79
PRIMARY	Warrant	22547	07/23/2025	KUSTOM SIGNALS, INC	\$53.00
PRIMARY	Warrant	22548	07/23/2025	FLOCK GROUP INC	\$3,000.00
PRIMARY	Warrant	22549	07/23/2025	KOI ENTERPRISES	\$63.32
PRIMARY	Warrant	22550	07/23/2025	AMAZON CAPITAL SERVICES INC	\$78.34
PRIMARY	Warrant	22551	07/23/2025	LOWES BUSINESS ACCOUNTING	\$993.18
PRIMARY	Warrant	22552	07/23/2025	MINUTEMAN PRESS	\$69.00
PRIMARY	Warrant	22553	07/23/2025	VANCE LAW ENFORCEMENT	\$55.35
PRIMARY	Warrant	22554	07/23/2025	STEWART TIRE	\$1,530.16
PRIMARY	Warrant	22555	07/23/2025	BETHESDA HEALTH CARE	\$143.00
PRIMARY	Warrant	22557	07/23/2025	MOBILCOMM	\$595.00
PRIMARY	Warrant	22558	07/23/2025	GREATER CINTI BEHAVIORAL HEALTH SERV	\$130.00
PRIMARY	Inv Transfer		07/02/2025	Transfer To Investment 5/3 Saving	\$40,000.00
5/3 Saving	Inv Transfer		07/23/2025	Transfer From Investment 5/3 Saving	\$200,000.00
5/3 Saving	Inv Transfer		07/24/2025	Transfer From Investment 5/3 Saving	\$200,000.00
5/3 Saving	Inv Transfer		07/29/2025	Transfer From Investment 5/3 Saving	\$70,000.00
					<u>\$980,437.35</u>

Outstanding Receipts

UAN v2025.2

Reconciled Date 7/31/2025

Posted 8/19/2025 5:22:28 PM

Account	Type	Ticket #	Receipt #	Post Date	Source	Amount
PRIMARY	Standard		274-2025	07/31/2025	CORRECT TRANSACTIONS	\$275.00
						<u>\$275.00</u>

Cleared Receipts

UAN v2025.2

Reconciled Date 7/31/2025

Posted 8/19/2025 5:22:28 PM

Account	Type	Ticket #	Receipt #	Post Date	Source	Amount
PRIMARY	Memo		208-2025	07/01/2025	RITA	\$96,787.70
PRIMARY	Memo		258-2025	07/09/2025	Georgette Angulo-Ramirez	\$70.00
PRIMARY	Standard		209-2025	07/16/2025	STATE OF OHIO	\$14,567.22
PRIMARY	Memo		210-2025	07/16/2025	RITA	\$3,325.24
PRIMARY	Standard		211-2025	07/16/2025	STATE OF OHIO	\$2,126.63
PRIMARY	Standard	370366658	212-2025	07/17/2025	Cincinnati Hebrew Day School	\$142.50
PRIMARY	Standard	370366658	213-2025	07/17/2025	Cincinnati Hebrew Day School	\$71.25
PRIMARY	Standard	370366658	214-2025	07/17/2025	Department of Public Safety	\$3,507.83
PRIMARY	Standard	370366658	215-2025	07/17/2025	Joann P. McCoy	\$70.00
PRIMARY	Standard	370366658	216-2025	07/17/2025	Abner E. Castro	\$70.00
PRIMARY	Standard	370366658	217-2025	07/17/2025	Jinho Jung	\$70.00
PRIMARY	Standard	370366658	218-2025	07/17/2025	Asif R. Qureshi	\$179.55
PRIMARY	Standard	370366658	219-2025	07/17/2025	MAYOR'S COURT	\$3,231.00
PRIMARY	Standard	370366658	220-2025	07/17/2025	Bill Coker	\$35.00
PRIMARY	Standard	370366658	221-2025	07/17/2025	Nine Giant Brewing	\$90.00
PRIMARY	Standard	370366658	223-2025	07/17/2025	COLDSTREAM SOLAR, LLC	\$70.00
PRIMARY	Memo		222-2025	07/21/2025	Greater Cincinnati Water Works	\$20,836.32
PRIMARY	Standard		259-2025	07/28/2025	American Tower	\$1,532.87
PRIMARY	Standard		260-2025	07/28/2025	Hamilton County	\$6,464.30
PRIMARY	Standard		261-2025	07/28/2025	Treasury Misc Pay	\$430.71
PRIMARY	Standard		262-2025	07/28/2025	Treasury Misc Pay	\$1,046.01
PRIMARY	Standard		273-2025	07/31/2025	CORRECT TRANSACTIONS	\$3,098.00
PRIMARY	Standard		275-2025	07/31/2025	Fifth Third Bank	\$1.19
PRIMARY	Standard		276-2025	07/31/2025	Fifth Third Bank	\$1.44
PRIMARY	Inv Transfer			07/23/2025	Transfer From Investment 5/3 Saving	\$200,000.00
PRIMARY	Inv Transfer			07/24/2025	Transfer From Investment 5/3 Saving	\$200,000.00
PRIMARY	Inv Transfer			07/29/2025	Transfer From Investment 5/3 Saving	\$70,000.00
5/3 Saving	Inv Transfer			07/02/2025	Transfer To Investment 5/3 Saving	\$40,000.00
5/3 Saving	Interest		278-2025	07/31/2025	5/3 Saving	\$7,553.60
Star Ohio	Interest		277-2025	07/31/2025	Star Ohio	\$6,422.31
						<u>\$681,800.67</u>

Cleared Adjustments

UAN v2025.2

Reconciled Date 7/31/2025

Posted 8/19/2025 5:22:28 PM

Account	Type	Item #	Post Date	Source or Payee	Amount
PRIMARY	Fund Bal Adj		07/30/2025		-\$10,872.00
PRIMARY	Fund Bal Adj		07/30/2025		-\$2,426.00
PRIMARY	Fund Bal Adj		07/30/2025		\$13,298.00
PRIMARY	Receipt Adj	258-2025	07/31/2025	Georgette Angulo-Ramirez	-\$0.02
					-\$0.02

Revenues

Income Tax - General Fund		
Jul-25	\$103,214.37	
Jul-24	\$91,444.44	
	\$ 11,769.93	12.87%
FYTD 2025	\$730,588.91	
FYTD 2024	\$676,211.54	
	\$ 54,377.37	8.04%

Real Estate Tax - All Funds		
FYTD 2025	\$1,003,449.40	
FYTD 2024	\$1,045,001.43	
	\$ (41,552.03)	-3.98%

General Fund	Revenues	
Jul-25	\$145,473.94	
Jul-24	\$132,371.22	
	\$ 13,102.72	9.01%
FYTD 2025	\$1,912,532.16	
FYTD 2024	\$1,654,034.92	
	\$ 258,497.24	15.63%

Fund Balance

General Fund	Fund Balance	
Jul-25	\$1,515,013.80	
Jul-24	\$1,014,087.51	
	\$ 500,926.29	149%

Investments

Fund	Interest	
	Month	Year
Star OH	\$ 6,422.31	\$ 43,595.88
5/3 Savings	\$ 7,553.60	\$ 40,821.38
	\$ 13,975.91	\$ 84,417.26

Expenses/Budget

General Fund Appropriations	Expenses	Transfers	Total
Jul-25	\$242,637.44	\$ 36,000.00	\$ 278,637.44
Jul-24	\$194,876.09	\$ -	\$ 194,876.09
	\$ 47,761.35	\$ 36,000.00	\$ 83,761.35
FYTD 2025	\$1,412,407.52	\$ 78,500.00	\$ 1,490,907.52
FYTD 2024	\$1,471,036.38	\$213,500.00	\$ 1,684,536.38
	\$ (58,628.86)	\$ (135,000.00)	\$ (193,628.86)

General Fund	Appropriation	Expended	% of Approp.
2025	\$2,829,495.90	\$ 1,412,407.52	50%
2024 - Final Appropriation	\$2,690,119.29	\$ 1,471,036.38	55%

For the month of July FY25, the Village had a combined bank balance of \$3,909,236.39. Of this amount \$382,880.06, can be found in the Village’s primary checking accounts, and \$1,809,938.53, can be found in the Village's high interest savings account. The remaining balances reside in other Village dedicated funds.

The Village generated \$103,214.37, in General Fund income tax receipts. RITA collections are higher than July of the previous year by approximately 12% and year-to-date by approximately 8%.

The Village already received the first bi-annual disbursement of real estate taxes from the Hamilton County Auditor, and Homestead/Rollback funds from the state of OH, in the amount of \$1,003,449.40. Next payment is expected in August/Sept.

The Village received \$145,473.94, in General Fund Receipts. This number is \$13,102.72, more than July FY24, due mostly to the reduction in RITA collections. The Star Ohio Fund earned \$6,442.31. The 5/3 Savings account earned \$7,553.60.

The **top five payees** for the month were Payroll, John J. Jurgensen Company, Adleta, DPS, and OPWC.

Total Village General Fund Appropriations spend for the month was in the amount of \$242,637.44. This figure is \$47,761.35, more than July FY24, due to making two payments for DPS in one month.

The Village had 4 outstanding payments that totaled \$248,336.50. Village Administration will continue to monitor appropriation spend and make any adjustments deemed necessary.

Fund Status

UAN v2025.2

As Of 7/31/2025

Fund Number	Fund Name	% of Total Pooled	Fund Balance	Investments (Non-Pooled)	Checking & Pooled Investments (Pooled)
1000	General	41.380%	\$1,515,013.80	\$0.00	\$1,515,013.80
2011	Street Construction, Maint. and Repair	9.233%	\$338,050.38	\$0.00	\$338,050.38
2061	HOME IMPROVEMENT GRANTS	0.000%	\$0.00	\$0.00	\$0.00
2062	CEU Reimbursement Training Fund	0.000%	\$0.00	\$0.00	\$0.00
2071	Recreation Commission Fund	0.045%	\$1,662.94	\$0.00	\$1,662.94
2081	Federal Law EnforceTrust Fund	0.483%	\$17,667.96	\$0.00	\$17,667.96
2091	Law Enforcement Trust	0.127%	\$4,644.94	\$0.00	\$4,644.94
2101	Permissive Motor Vehicle License Tax	1.333%	\$48,785.58	\$0.00	\$48,785.58
2151	Coronavirus Relief Fund	3.910%	\$143,137.18	\$0.00	\$143,137.18
2152	Coronavirus Relief Fund	0.000%	\$0.00	\$0.00	\$0.00
2901	COMPUTER FUND	0.018%	\$659.41	\$0.00	\$659.41
2902	FIRE LEVY	6.263%	\$229,310.95	\$0.00	\$229,310.95
2903	POLICE LEVY	10.988%	\$402,279.05	\$0.00	\$402,279.05
2904	STREET LEVY	24.331%	\$890,806.90	\$0.00	\$890,806.90
2905	Recycling Fund	0.317%	\$11,594.08	\$0.00	\$11,594.08
2906	Mayor's Court Operation & Facilities	0.099%	\$3,631.56	\$0.00	\$3,631.56
2907	Building Hazard Abatement Fund	0.417%	\$15,260.60	\$0.00	\$15,260.60
2908	Public Safety Appreciation Fund	0.011%	\$420.80	\$0.00	\$420.80
2909	Recycling Special Revenue	0.188%	\$6,891.94	\$0.00	\$6,891.94
2910	OneOhio Recovery Fund	0.527%	\$19,280.70	\$0.00	\$19,280.70
3901	GENERAL OBLIGATION	0.000%	\$0.00	\$0.00	\$0.00
4901	RECYCLING FUND	0.000%	\$0.00	\$0.00	\$0.00
4902	BOND ASSESSMENT	0.000%	\$0.00	\$0.00	\$0.00
4903	SIDEWALK REPAIR	0.000%	\$0.00	\$0.00	\$0.00
9101	Unclaimed Monies	0.080%	\$2,938.43	\$0.00	\$2,938.43
9901	Mayor's Court	0.250%	\$9,137.69	\$0.00	\$9,137.69
All Funds Total			\$3,661,174.89	\$0.00	\$3,661,174.89
Pooled Investments					\$3,519,384.51
Secondary Checking Accounts					\$27,731.00
Available Primary Checking Balance					\$114,059.38

Last reconciled to bank: 07/31/2025 – Total other adjusting factors: \$0.00

Appropriation Status

UAN v2025.2

By Fund

As Of 7/31/2025

Fund: General
Pooled Balance: \$1,515,013.80
Non-Pooled Balance: \$0.00
Total Cash Balance: \$1,515,013.80

Account Code	Account Name	Reserved for Encumbrance 12/31	Reserved for Encumbrance 12/31 Adjustment	Final Appropriation	Current Reserve for Encumbrance	YTD Expenditures	Unencumbered Balance	YTD % Expenditures
1000-110-190-0000	D Other - Personal Services	\$0.00	\$0.00	\$784,613.46	\$0.00	\$471,536.62	\$313,076.84	60.098%
1000-110-211-0000	D Ohio Public Employees Retirement System	\$0.00	\$0.00	\$28,977.61	\$0.00	\$21,556.18	\$7,421.43	74.389%
1000-110-213-0000	D Medicare	\$0.00	\$0.00	\$11,226.30	\$0.00	\$6,670.75	\$4,555.55	59.421%
1000-110-215-0000	D Ohio Police and Fire Pension Fund	\$0.00	\$0.00	\$221,436.99	\$0.00	\$118,793.02	\$102,643.97	53.646%
1000-110-221-0000	Medical/Hospitalization	\$0.00	\$0.00	\$137,412.42	\$0.00	\$44,114.56	\$93,297.86	32.104%
1000-110-222-0000	Life Insurance	\$0.00	\$0.00	\$4,835.62	\$0.00	\$1,921.24	\$2,914.38	39.731%
1000-110-223-0000	Dental Insurance	\$0.00	\$0.00	\$8,240.31	\$0.00	\$2,347.48	\$5,892.83	28.488%
1000-110-224-0000	Vision Insurance	\$0.00	\$0.00	\$1,189.14	\$0.00	\$379.19	\$809.95	31.888%
1000-110-225-0000	D Workers' Compensation	\$0.00	\$0.00	\$7,546.40	\$0.00	\$5,188.86	\$2,357.54	68.759%
1000-110-229-0000	Other - Insurance Benefits	\$0.00	\$0.00	\$10,000.00	\$0.00	\$1,764.97	\$8,235.03	17.650%
1000-110-252-0000	Travel and Transportation	\$0.00	\$0.00	\$0.00	\$0.00	\$0.00	\$0.00	0.000%
1000-110-270-0000	Uniforms and Clothing	\$0.00	\$0.00	\$8,000.00	\$670.47	\$5,948.21	\$1,381.32	74.353%
1000-110-320-0000	Communications, Printing and Advertising	\$0.00	\$0.00	\$24,815.13	\$11,259.80	\$13,506.20	\$49.13	54.427%
1000-110-329-0000	Other-Communications, Printing & Advertising	\$0.00	\$0.00	\$11,884.88	\$1,572.24	\$5,170.68	\$5,141.96	43.506%
1000-110-348-0000	Training Services	\$0.00	\$0.00	\$8,000.00	\$1,472.18	\$6,449.47	\$78.35	80.618%
1000-110-351-0000	Insurance and Bonding	\$0.00	\$0.00	\$18,621.00	\$0.00	\$6,281.78	\$12,339.22	33.735%
1000-110-353-0000	Liability Insurance Premiums	\$0.00	\$0.00	\$2,000.00	\$0.00	\$0.00	\$2,000.00	0.000%
1000-110-391-0000	Dues and Fees	\$0.00	\$0.00	\$6,362.88	\$775.00	\$5,086.00	\$501.88	79.932%
1000-110-410-0000	Office Supplies and Materials	\$0.00	\$0.00	\$3,160.08	\$32.92	\$509.12	\$2,618.04	16.111%
1000-110-420-0000	Operating Supplies and Materials	\$1,322.85	\$0.00	\$51,650.43	\$10,677.03	\$34,130.73	\$8,165.52	64.430%
1000-110-432-0000	Repairs and Maintenance of Machinery & Equip	\$0.00	\$0.00	\$0.00	\$0.00	\$0.00	\$0.00	0.000%
1000-110-433-0000	Repairs and Maintenance of Motor Vehicles	\$0.00	\$0.00	\$10,000.00	\$2,690.53	\$6,388.23	\$921.24	63.882%
1000-110-490-0000	Other - Supplies and Materials	\$0.00	\$0.00	\$0.00	\$0.00	\$0.00	\$0.00	0.000%
1000-110-520-0000	Equipment	\$0.00	\$0.00	\$15,996.63	\$49.20	\$15,897.96	\$49.47	99.383%
1000-110-550-0000	Motor Vehicles	\$0.00	\$0.00	\$0.00	\$0.00	\$0.00	\$0.00	0.000%
1000-110-590-0000	Other - Capital Outlay	\$0.00	\$0.00	\$0.00	\$0.00	\$0.00	\$0.00	0.000%
1000-120-190-0000	D Other - Personal Services	\$0.00	\$0.00	\$0.00	\$0.00	\$0.00	\$0.00	0.000%

Appropriation Status

By Fund

As Of 7/31/2025

Account Code	Account Name	Reserved for Encumbrance 12/31	Reserved for Encumbrance 12/31 Adjustment	Final Appropriation	Current Reserve for Encumbrance	YTD Expenditures	Unencumbered Balance	YTD % Expenditures
1000-120-212-0000	D Social Security	\$0.00	\$0.00	\$0.00	\$0.00	\$0.00	\$0.00	0.000%
1000-120-213-0000	D Medicare	\$0.00	\$0.00	\$0.00	\$0.00	\$0.00	\$0.00	0.000%
1000-120-215-0000	D Ohio Police and Fire Pension Fund	\$0.00	\$0.00	\$0.00	\$0.00	\$0.00	\$0.00	0.000%
1000-120-252-0000	Travel and Transportation	\$0.00	\$0.00	\$0.00	\$0.00	\$0.00	\$0.00	0.000%
1000-120-270-0000	Uniforms and Clothing	\$0.00	\$0.00	\$0.00	\$0.00	\$0.00	\$0.00	0.000%
1000-120-300-0000	Contractual Services	\$0.00	\$0.00	\$0.00	\$0.00	\$0.00	\$0.00	0.000%
1000-120-329-0000	Other-Communications, Printing & Advertising	\$0.00	\$0.00	\$0.00	\$0.00	\$0.00	\$0.00	0.000%
1000-120-348-0000	Training Services	\$0.00	\$0.00	\$0.00	\$0.00	\$0.00	\$0.00	0.000%
1000-120-391-0000	Dues and Fees	\$0.00	\$0.00	\$0.00	\$0.00	\$0.00	\$0.00	0.000%
1000-120-410-0000	Office Supplies and Materials	\$0.00	\$0.00	\$0.00	\$0.00	\$0.00	\$0.00	0.000%
1000-120-420-0000	Operating Supplies and Materials	\$0.00	\$0.00	\$0.00	\$0.00	\$0.00	\$0.00	0.000%
1000-120-432-0000	Repairs and Maintenance of Machinery & Equip	\$0.00	\$0.00	\$0.00	\$0.00	\$0.00	\$0.00	0.000%
1000-120-433-0000	Repairs and Maintenance of Motor Vehicles	\$0.00	\$0.00	\$0.00	\$0.00	\$0.00	\$0.00	0.000%
1000-120-490-0000	Other - Supplies and Materials	\$0.00	\$0.00	\$0.00	\$0.00	\$0.00	\$0.00	0.000%
1000-120-520-0000	Equipment	\$0.00	\$0.00	\$0.00	\$0.00	\$0.00	\$0.00	0.000%
1000-130-311-0000	Electricity	\$0.00	\$0.00	\$35,000.00	\$6,513.05	\$13,486.95	\$15,000.00	38.534%
1000-210-640-0000	Payment to Another Political Subdivision	\$0.00	\$0.00	\$0.00	\$0.00	\$0.00	\$0.00	0.000%
1000-310-420-0000	Operating Supplies and Materials	\$0.00	\$0.00	\$0.00	\$0.00	\$0.00	\$0.00	0.000%
1000-310-490-0000	Other - Supplies and Materials	\$0.00	\$0.00	\$0.00	\$0.00	\$0.00	\$0.00	0.000%
1000-490-399-0000	Other - Other Contractual Services	\$0.00	\$0.00	\$0.00	\$0.00	\$0.00	\$0.00	0.000%
1000-563-300-0005	Contractual Services{GCWW Collection Fees}	\$0.00	\$0.00	\$16,320.63	\$1,891.59	\$8,108.41	\$6,320.63	49.682%
1000-563-398-0000	Garbage and Trash Removal	\$0.00	\$0.00	\$276,268.99	\$109,710.81	\$165,289.19	\$1,268.99	59.829%
1000-710-111-0000	D Salaries - Council	\$0.00	\$0.00	\$7,200.00	\$0.00	\$4,040.00	\$3,160.00	56.111%
1000-710-119-0000	D Other - Salaries - Council's Office	\$0.00	\$0.00	\$0.00	\$0.00	\$0.00	\$0.00	0.000%
1000-710-131-0000	D Salary - Administrator	\$0.00	\$0.00	\$196,524.14	\$0.00	\$115,769.48	\$80,754.66	58.909%
1000-710-161-0000	D Salary - Mayor	\$0.00	\$0.00	\$4,500.00	\$0.00	\$2,667.94	\$1,832.06	59.288%
1000-710-211-0000	D Ohio Public Employees Retirement System	\$0.00	\$0.00	\$43,610.51	\$0.00	\$26,626.86	\$16,983.65	61.056%
1000-710-212-0000	D Social Security	\$0.00	\$0.00	\$0.00	\$0.00	\$0.00	\$0.00	0.000%
1000-710-213-0000	D Medicare	\$0.00	\$0.00	\$2,849.60	\$0.00	\$1,741.02	\$1,108.58	61.097%
1000-710-221-0000	Medical/Hospitalization	\$0.00	\$0.00	\$27,775.87	\$0.00	\$14,654.68	\$13,121.19	52.760%
1000-710-222-0000	Life Insurance	\$0.00	\$0.00	\$1,238.63	\$0.00	\$589.13	\$649.50	47.563%
1000-710-223-0000	Dental Insurance	\$0.00	\$0.00	\$1,308.39	\$0.00	\$500.01	\$808.38	38.216%
1000-710-224-0000	Vision Insurance	\$0.00	\$0.00	\$239.97	\$0.00	\$124.72	\$115.25	51.973%

Appropriation Status

By Fund

As Of 7/31/2025

Account Code	Account Name	Reserved for Encumbrance 12/31	Reserved for Encumbrance 12/31 Adjustment	Final Appropriation	Current Reserve for Encumbrance	YTD Expenditures	Unencumbered Balance	YTD % Expenditures
1000-710-225-0000	D Workers' Compensation	\$0.00	\$0.00	\$1,915.52	\$0.00	\$1,367.15	\$548.37	71.372%
1000-710-229-0000	Other - Insurance Benefits	\$0.00	\$0.00	\$1,000.00	\$0.00	\$0.00	\$1,000.00	0.000%
1000-710-321-0000	Telephone	\$94.32	\$0.00	\$12,000.00	\$3,929.48	\$7,664.84	\$500.00	63.376%
1000-710-322-0000	Postage	\$0.00	\$0.00	\$1,600.00	\$897.00	\$303.00	\$400.00	18.938%
1000-710-323-0000	Postage Machine Rental	\$0.00	\$0.00	\$1,000.00	\$348.02	\$451.98	\$200.00	45.198%
1000-710-324-0000	Printing and Reproduction	\$0.00	\$0.00	\$1,000.00	\$154.90	\$455.68	\$389.42	45.568%
1000-710-330-0000	Rents and Leases	\$0.00	\$0.00	\$0.00	\$0.00	\$0.00	\$0.00	0.000%
1000-710-343-0000	Uniform Accounting Network Fees	\$0.00	\$0.00	\$3,000.00	\$781.80	\$2,018.20	\$200.00	67.273%
1000-710-348-0000	Training Services	\$0.00	\$0.00	\$2,000.00	\$40.00	\$773.90	\$1,186.10	38.695%
1000-710-349-0000	Other - Professional and Technical Services	\$0.00	\$0.00	\$6,279.18	\$0.00	\$182.47	\$6,096.71	2.906%
1000-710-353-0000	Liability Insurance Premiums	\$0.00	\$0.00	\$10,500.00	\$0.00	\$4,132.75	\$6,367.25	39.360%
1000-710-391-0000	Dues and Fees	\$0.00	\$0.00	\$6,500.00	\$1,894.38	\$3,743.62	\$862.00	57.594%
1000-710-410-0000	Office Supplies and Materials	\$0.00	\$0.00	\$4,000.00	\$908.29	\$272.83	\$2,818.88	6.821%
1000-710-420-0000	Operating Supplies and Materials	\$0.00	\$0.00	\$19,800.00	\$1,735.27	\$8,218.89	\$9,845.84	41.510%
1000-710-432-0000	Repairs and Maintenance of Machinery & Equip	\$0.00	\$0.00	\$0.00	\$0.00	\$0.00	\$0.00	0.000%
1000-710-433-0000	Repairs and Maintenance of Motor Vehicles	\$0.00	\$0.00	\$0.00	\$0.00	\$0.00	\$0.00	0.000%
1000-710-490-0000	Other - Supplies and Materials	\$0.00	\$0.00	\$800.00	\$0.00	\$74.86	\$725.14	9.358%
1000-710-510-0000	Land and Land Improvements	\$0.00	\$0.00	\$0.00	\$0.00	\$0.00	\$0.00	0.000%
1000-710-520-0000	Equipment	\$0.00	\$0.00	\$2,700.00	\$0.00	\$0.00	\$2,700.00	0.000%
1000-710-630-0000	Compensation and Damages	\$0.00	\$0.00	\$0.00	\$0.00	\$0.00	\$0.00	0.000%
1000-710-640-0000	Payment to Another Political Subdivision	\$0.00	\$0.00	\$0.00	\$0.00	\$0.00	\$0.00	0.000%
1000-725-121-0000	D Salary - Clerk/Treasurer	\$0.00	\$0.00	\$0.00	\$0.00	\$0.00	\$0.00	0.000%
1000-725-122-0000	D Salaries - Clerk/Treasurer's Staff	\$0.00	\$0.00	\$88,295.81	\$0.00	\$43,174.23	\$45,121.58	48.897%
1000-725-211-0000	D Ohio Public Employees Retirement System	\$0.00	\$0.00	\$19,866.56	\$0.00	\$9,606.92	\$10,259.64	48.357%
1000-725-213-0000	D Medicare	\$0.00	\$0.00	\$1,280.29	\$0.00	\$584.64	\$695.65	45.665%
1000-725-221-0000	Medical/Hospitalization	\$0.00	\$0.00	\$12,032.83	\$0.00	\$4,037.60	\$7,995.23	33.555%
1000-725-222-0000	Life Insurance	\$0.00	\$0.00	\$534.72	\$0.00	\$235.45	\$299.27	44.032%
1000-725-223-0000	Dental Insurance	\$0.00	\$0.00	\$995.57	\$0.00	\$348.72	\$646.85	35.027%
1000-725-224-0000	Vision Insurance	\$0.00	\$0.00	\$142.81	\$0.00	\$51.52	\$91.29	36.076%
1000-725-225-0000	D Workers' Compensation	\$0.00	\$0.00	\$2,207.40	\$0.00	\$503.92	\$1,703.48	22.829%
1000-725-229-0000	Other - Insurance Benefits	\$0.00	\$0.00	\$1,000.00	\$0.00	\$0.00	\$1,000.00	0.000%
1000-725-240-0000	D Unemployment Compensation	\$0.00	\$0.00	\$0.00	\$0.00	\$0.00	\$0.00	0.000%
1000-725-321-0000	Telephone	\$0.00	\$0.00	\$6,000.00	\$682.07	\$3,617.93	\$1,700.00	60.299%

Appropriation Status

By Fund

As Of 7/31/2025

Account Code	Account Name	Reserved for Encumbrance 12/31	Reserved for Encumbrance 12/31 Adjustment	Final Appropriation	Current Reserve for Encumbrance	YTD Expenditures	Unencumbered Balance	YTD % Expenditures
1000-725-341-0000	Accounting and Legal Fees	\$0.00	\$0.00	\$19,700.00	\$3,150.14	\$14,849.86	\$1,700.00	75.380%
1000-725-344-0000	D Tax Collection Fees	\$0.00	\$0.00	\$29,193.34	\$162.01	\$24,310.38	\$4,720.95	83.274%
1000-725-348-0000	Training Services	\$0.00	\$0.00	\$1,600.00	\$0.00	\$285.00	\$1,315.00	17.813%
1000-725-353-0000	Liability Insurance Premiums	\$0.00	\$0.00	\$2,000.00	\$0.00	\$661.24	\$1,338.76	33.062%
1000-725-391-0000	Dues and Fees	\$0.00	\$0.00	\$750.00	\$0.00	\$0.00	\$750.00	0.000%
1000-725-410-0000	Office Supplies and Materials	\$0.00	\$0.00	\$2,400.00	\$350.04	\$1,081.48	\$968.48	45.062%
1000-725-420-0000	Operating Supplies and Materials	\$0.00	\$0.00	\$0.00	\$0.00	\$0.00	\$0.00	0.000%
1000-730-139-0000	D Other - Salaries - Administrator's Office	\$0.00	\$0.00	\$40,433.75	\$0.00	\$24,343.73	\$16,090.02	60.206%
1000-730-211-0000	D Ohio Public Employees Retirement System	\$0.00	\$0.00	\$8,224.66	\$0.00	\$6,037.20	\$2,187.46	73.404%
1000-730-213-0000	D Medicare	\$0.00	\$0.00	\$547.93	\$0.00	\$308.07	\$239.86	56.224%
1000-730-221-0000	Medical/Hospitalization	\$0.00	\$0.00	\$6,883.46	\$0.00	\$3,324.80	\$3,558.66	48.301%
1000-730-222-0000	Life Insurance	\$0.00	\$0.00	\$200.16	\$0.00	\$41.99	\$158.17	20.978%
1000-730-223-0000	Dental Insurance	\$0.00	\$0.00	\$329.20	\$0.00	\$162.13	\$167.07	49.250%
1000-730-224-0000	Vision Insurance	\$0.00	\$0.00	\$47.99	\$0.00	\$30.24	\$17.75	63.013%
1000-730-225-0000	D Workers' Compensation	\$0.00	\$0.00	\$368.32	\$0.00	\$170.59	\$197.73	46.316%
1000-730-229-0000	Other - Insurance Benefits	\$0.00	\$0.00	\$400.00	\$0.00	\$0.00	\$400.00	0.000%
1000-730-270-0000	Uniforms and Clothing	\$0.00	\$0.00	\$400.00	\$0.00	\$126.00	\$274.00	31.500%
1000-730-300-0000	Contractual Services	\$0.00	\$0.00	\$0.00	\$0.00	\$0.00	\$0.00	0.000%
1000-730-311-0000	Electricity	\$0.00	\$0.00	\$47,380.00	\$17,931.77	\$27,068.23	\$2,380.00	57.130%
1000-730-312-0000	Water and Sewage	\$0.00	\$0.00	\$6,601.36	\$617.77	\$5,382.23	\$601.36	81.532%
1000-730-321-0000	Telephone	\$0.00	\$0.00	\$4,601.03	\$1,146.22	\$3,454.81	\$0.00	75.088%
1000-730-348-0000	Training Services	\$0.00	\$0.00	\$0.00	\$0.00	\$0.00	\$0.00	0.000%
1000-730-420-0000	Operating Supplies and Materials	\$0.00	\$0.00	\$16,900.00	\$1,992.58	\$7,343.65	\$7,563.77	43.454%
1000-730-431-0000	Repairs and Maintenance of Buildings and Land	\$0.00	\$0.00	\$12,000.00	\$452.00	\$11,421.42	\$126.58	95.179%
1000-730-432-0000	Repairs and Maintenance of Machinery & Equip	\$0.00	\$0.00	\$8,000.00	\$330.00	\$3,741.20	\$3,928.80	46.765%
1000-730-510-0000	Land and Land Improvements	\$0.00	\$0.00	\$0.00	\$0.00	\$0.00	\$0.00	0.000%
1000-735-300-0000	Contractual Services	\$0.00	\$0.00	\$9,600.00	\$850.00	\$4,150.00	\$4,600.00	43.229%
1000-735-390-0000	Other Contractual Services	\$0.00	\$0.00	\$0.00	\$0.00	\$0.00	\$0.00	0.000%
1000-740-344-0000	D Tax Collection Fees	\$0.00	\$0.00	\$35,000.00	\$0.00	\$10,182.85	\$24,817.15	29.094%
1000-740-345-0000	D Election Expenses	\$0.00	\$0.00	\$0.00	\$0.00	\$0.00	\$0.00	0.000%
1000-745-342-0000	Auditing Services	\$0.00	\$0.00	\$15,900.00	\$0.00	\$0.00	\$15,900.00	0.000%
1000-750-149-0000	D Other - Salaries - Legal Counsel's Office	\$0.00	\$0.00	\$0.00	\$0.00	\$0.00	\$0.00	0.000%
1000-750-340-0000	Professional and Technical Services	\$0.00	\$0.00	\$60,000.00	\$14,093.00	\$29,567.75	\$16,339.25	49.280%

Appropriation Status

By Fund

As Of 7/31/2025

UAN v2025.2

Account Code	Account Name	Reserved for Encumbrance 12/31	Reserved for Encumbrance 12/31 Adjustment	Final Appropriation	Current Reserve for Encumbrance	YTD Expenditures	Unencumbered Balance	YTD % Expenditures
1000-755-410-0000	Office Supplies and Materials	\$0.00	\$0.00	\$0.00	\$0.00	\$0.00	\$0.00	0.000%
1000-760-610-0000	D Deposits Refunded	\$0.00	\$0.00	\$0.00	\$0.00	\$0.00	\$0.00	0.000%
1000-760-620-0000	D Deposits Applied	\$0.00	\$0.00	\$0.00	\$0.00	\$0.00	\$0.00	0.000%
1000-800-510-0000	Land and Land Improvements	\$0.00	\$0.00	\$225,000.00	\$0.00	\$0.00	\$225,000.00	0.000%
1000-800-590-0000	Other - Capital Outlay	\$0.00	\$0.00	\$86,678.00	\$0.00	\$15,301.93	\$71,376.07	17.654%
1000-850-710-0000	Principal	\$0.00	\$0.00	\$0.00	\$0.00	\$0.00	\$0.00	0.000%
1000-850-710-0006	Principal{HVAC}	\$0.00	\$0.00	\$0.00	\$0.00	\$0.00	\$0.00	0.000%
1000-850-710-0007	Principal{Dump Truck}	\$0.00	\$0.00	\$0.00	\$0.00	\$0.00	\$0.00	0.000%
1000-850-720-0000	Interest	\$0.00	\$0.00	\$0.00	\$0.00	\$0.00	\$0.00	0.000%
1000-850-720-0006	Interest{HVAC}	\$0.00	\$0.00	\$0.00	\$0.00	\$0.00	\$0.00	0.000%
1000-850-720-0007	Interest{Dump Truck}	\$0.00	\$0.00	\$0.00	\$0.00	\$0.00	\$0.00	0.000%
1000-910-910-0000	D Transfers - Out	\$0.00	\$0.00	\$0.00	\$0.00	\$0.00	\$0.00	0.000%
1000-920-920-0000	D Advances - Out	\$0.00	\$0.00	\$0.00	\$0.00	\$78,500.00	\$0.00	0.000%
General Fund Total:		\$1,417.17	\$0.00	\$2,836,395.90	\$199,761.56	\$1,490,907.52	\$1,225,643.99	52.537%

Fund: Street Construction, Maint. and Repair

Pooled Balance: \$338,050.38

Non-Pooled Balance: \$0.00

Total Cash Balance: \$338,050.38

Account Code	Account Name	Reserved for Encumbrance 12/31	Reserved for Encumbrance 12/31 Adjustment	Final Appropriation	Current Reserve for Encumbrance	YTD Expenditures	Unencumbered Balance	YTD % Expenditures
2011-130-311-0000	Electricity	\$0.00	\$0.00	\$0.00	\$0.00	\$0.00	\$0.00	0.000%
2011-620-139-0000	D Other - Salaries - Administrator's Office	\$0.00	\$0.00	\$145,920.10	\$0.00	\$89,067.42	\$56,852.68	61.038%
2011-620-211-0000	D Ohio Public Employees Retirement System	\$0.00	\$0.00	\$32,971.85	\$0.00	\$18,895.49	\$14,076.36	57.308%
2011-620-213-0000	D Medicare	\$0.00	\$0.00	\$2,191.74	\$0.00	\$1,229.79	\$961.95	56.110%
2011-620-221-0000	Medical/Hospitalization	\$0.00	\$0.00	\$24,933.85	\$0.00	\$13,713.08	\$11,220.77	54.998%
2011-620-222-0000	Life Insurance	\$0.00	\$0.00	\$800.66	\$0.00	\$156.98	\$643.68	19.606%
2011-620-223-0000	Dental Insurance	\$0.00	\$0.00	\$1,316.80	\$0.00	\$724.02	\$592.78	54.983%
2011-620-224-0000	Vision Insurance	\$0.00	\$0.00	\$191.97	\$0.00	\$121.17	\$70.80	63.119%
2011-620-225-0000	D Workers' Compensation	\$0.00	\$0.00	\$1,473.30	\$0.00	\$682.31	\$790.99	46.312%

Appropriation Status

By Fund

As Of 7/31/2025

UAN v2025.2

Account Code	Account Name	Reserved for Encumbrance 12/31	Reserved for Encumbrance 12/31 Adjustment	Final Appropriation	Current Reserve for Encumbrance	YTD Expenditures	Unencumbered Balance	YTD % Expenditures
2011-620-229-0000	Other - Insurance Benefits	\$0.00	\$0.00	\$1,600.00	\$0.00	\$195.92	\$1,404.08	12.245%
2011-620-346-0000	Engineering Services	\$0.00	\$0.00	\$0.00	\$0.00	\$0.00	\$0.00	0.000%
2011-620-348-0000	Training Services	\$0.00	\$0.00	\$0.00	\$0.00	\$0.00	\$0.00	0.000%
2011-620-353-0000	Liability Insurance Premiums	\$0.00	\$0.00	\$16,021.45	\$0.00	\$5,455.23	\$10,566.22	34.050%
2011-620-420-0000	Operating Supplies and Materials	\$0.00	\$0.00	\$3,250.00	\$0.00	\$985.84	\$2,264.16	30.334%
2011-620-433-0000	Repairs and Maintenance of Motor Vehicles	\$0.00	\$0.00	\$2,900.00	\$2,053.19	\$846.81	\$0.00	29.200%
2011-620-439-0000	Other - Repairs and Maintenance	\$0.00	\$0.00	\$3,100.00	\$0.00	\$817.36	\$2,282.64	26.366%
2011-620-490-0000	Other - Supplies and Materials	\$0.00	\$0.00	\$0.00	\$0.00	\$0.00	\$0.00	0.000%
2011-620-520-0000	Equipment	\$0.00	\$0.00	\$0.00	\$0.00	\$0.00	\$0.00	0.000%
2011-620-555-0000	Streets, Highways, Sidewalks and Curbs	\$0.00	\$0.00	\$0.00	\$0.00	\$0.00	\$0.00	0.000%
2011-630-420-0000	Operating Supplies and Materials	\$0.00	\$0.00	\$0.00	\$0.00	\$0.00	\$0.00	0.000%
2011-630-432-0000	Repairs and Maintenance of Machinery & Equip	\$0.00	\$0.00	\$0.00	\$0.00	\$0.00	\$0.00	0.000%
2011-650-319-0000	Other - Utilities	\$0.00	\$0.00	\$0.00	\$0.00	\$0.00	\$0.00	0.000%
2011-800-590-0000	Other - Capital Outlay	\$0.00	\$0.00	\$0.00	\$0.00	\$0.00	\$0.00	0.000%
2011-850-710-0000	Principal	\$0.00	\$0.00	\$0.00	\$0.00	\$0.00	\$0.00	0.000%
2011-850-720-0000	Interest	\$0.00	\$0.00	\$0.00	\$0.00	\$0.00	\$0.00	0.000%
2011-910-910-0000	D Transfers - Out	\$0.00	\$0.00	\$0.00	\$0.00	\$0.00	\$0.00	0.000%
Street Construction, Maint. and Repair Fund Total:		\$0.00	\$0.00	\$236,671.72	\$2,053.19	\$132,891.42	\$101,727.11	56.150%

Fund: HOME IMPROVEMENT GRANTS

Pooled Balance: \$0.00

Non-Pooled Balance: \$0.00

Total Cash Balance: \$0.00

Account Code	Account Name	Reserved for Encumbrance 12/31	Reserved for Encumbrance 12/31 Adjustment	Final Appropriation	Current Reserve for Encumbrance	YTD Expenditures	Unencumbered Balance	YTD % Expenditures
2061-110-431-0000	Repairs and Maintenance of Buildings and Land	\$0.00	\$0.00	\$0.00	\$0.00	\$0.00	\$0.00	0.000%
HOME IMPROVEMENT GRANTS Fund Total:		\$0.00	\$0.00	\$0.00	\$0.00	\$0.00	\$0.00	0.000%

Fund: CEU Reimbursement Training Fund

Pooled Balance: \$0.00

Report reflects selected information.

Appropriation Status

By Fund

As Of 7/31/2025

Non-Pooled Balance: \$0.00
Total Cash Balance: \$0.00

Account Code	Account Name	Reserved for Encumbrance 12/31	Reserved for Encumbrance 12/31 Adjustment	Final Appropriation	Current Reserve for Encumbrance	YTD Expenditures	Unencumbered Balance	YTD % Expenditures
2062-110-348-0000	Training Services	\$0.00	\$0.00	\$25,277.96	\$722.14	\$21,885.44	\$2,670.38	86.579%
	CEU Reimbursement Training Fund Fund Total:	\$0.00	\$0.00	\$25,277.96	\$722.14	\$21,885.44	\$2,670.38	86.579%

Fund: Recreation Commission Fund
Pooled Balance: \$1,662.94
Non-Pooled Balance: \$0.00
Total Cash Balance: \$1,662.94

Account Code	Account Name	Reserved for Encumbrance 12/31	Reserved for Encumbrance 12/31 Adjustment	Final Appropriation	Current Reserve for Encumbrance	YTD Expenditures	Unencumbered Balance	YTD % Expenditures
2071-310-420-0004	Operating Supplies and Materials{Recreation}	\$0.00	\$0.00	\$6,570.48	\$2,776.97	\$2,540.29	\$1,253.22	38.662%
2071-310-420-0019	Operating Supplies and Materials{Festivals}	\$0.00	\$0.00	\$0.00	\$0.00	\$0.00	\$0.00	0.000%
2071-310-600-0022	Other{WeTHRIVE}	\$0.00	\$0.00	\$0.00	\$0.00	\$0.00	\$0.00	0.000%
2071-350-400-0021	Supplies and Materials{Concessions}	\$0.00	\$0.00	\$0.00	\$0.00	\$0.00	\$0.00	0.000%
	Recreation Commission Fund Fund Total:	\$0.00	\$0.00	\$6,570.48	\$2,776.97	\$2,540.29	\$1,253.22	38.662%

Fund: Federal Law EnforceTrust Fund
Pooled Balance: \$17,667.96
Non-Pooled Balance: \$0.00
Total Cash Balance: \$17,667.96

Account Code	Account Name	Reserved for Encumbrance 12/31	Reserved for Encumbrance 12/31 Adjustment	Final Appropriation	Current Reserve for Encumbrance	YTD Expenditures	Unencumbered Balance	YTD % Expenditures
2081-110-190-0000	D Other - Personal Services	\$0.00	\$0.00	\$97,375.67	\$0.00	\$58,488.71	\$38,886.96	60.065%
2081-110-213-0000	D Medicare	\$0.00	\$0.00	\$1,411.95	\$0.00	\$823.36	\$588.59	58.314%
2081-110-215-0000	D Ohio Police and Fire Pension Fund	\$0.00	\$0.00	\$31,403.65	\$0.00	\$18,936.39	\$12,467.26	60.300%
2081-110-221-0000	Medical/Hospitalization	\$0.00	\$0.00	\$12,941.95	\$0.00	\$6,559.00	\$6,382.95	50.680%

Appropriation Status

By Fund

As Of 7/31/2025

UAN v2025.2

Account Code	Account Name	Reserved for Encumbrance 12/31	Reserved for Encumbrance 12/31 Adjustment	Final Appropriation	Current Reserve for Encumbrance	YTD Expenditures	Unencumbered Balance	YTD % Expenditures
2081-110-222-0000	Life Insurance	\$0.00	\$0.00	\$622.81	\$0.00	\$289.69	\$333.12	46.513%
2081-110-223-0000	Dental Insurance	\$0.00	\$0.00	\$635.65	\$0.00	\$295.67	\$339.98	46.515%
2081-110-224-0000	Vision Insurance	\$0.00	\$0.00	\$94.94	\$0.00	\$51.52	\$43.42	54.266%
2081-110-225-0000	D Workers' Compensation	\$0.00	\$0.00	\$898.56	\$0.00	\$512.82	\$385.74	57.071%
2081-110-229-0000	Other - Insurance Benefits	\$0.00	\$0.00	\$1,000.00	\$0.00	\$0.00	\$1,000.00	0.000%
2081-110-348-0000	Training Services	\$0.00	\$0.00	\$0.00	\$0.00	\$0.00	\$0.00	0.000%
2081-110-391-0000	Dues and Fees	\$0.00	\$0.00	\$13,780.00	\$0.00	\$4,870.98	\$8,909.02	35.348%
2081-110-420-0000	Operating Supplies and Materials	\$0.00	\$0.00	\$0.00	\$0.00	\$0.00	\$0.00	0.000%
2081-110-520-0000	Equipment	\$0.00	\$0.00	\$2,600.00	\$240.00	\$1,862.12	\$497.88	71.620%
2081-850-710-0000	Principal	\$0.00	\$0.00	\$24,616.07	\$3,186.55	\$21,429.52	\$0.00	87.055%
2081-850-720-0000	Interest	\$0.00	\$0.00	\$2,820.56	\$272.97	\$2,015.51	\$532.08	71.458%
2081-920-920-0000	D Advances - Out	\$0.00	\$0.00	\$0.00	\$0.00	\$0.00	\$0.00	0.000%
Federal Law EnforceTrust Fund Fund Total:		\$0.00	\$0.00	\$190,201.81	\$3,699.52	\$116,135.29	\$70,367.00	61.059%

Fund: Law Enforcement Trust

Pooled Balance: \$4,644.94

Non-Pooled Balance: \$0.00

Total Cash Balance: \$4,644.94

Account Code	Account Name	Reserved for Encumbrance 12/31	Reserved for Encumbrance 12/31 Adjustment	Final Appropriation	Current Reserve for Encumbrance	YTD Expenditures	Unencumbered Balance	YTD % Expenditures
2091-110-190-0000	D Other - Personal Services	\$0.00	\$0.00	\$0.00	\$0.00	\$0.00	\$0.00	0.000%
2091-110-211-0000	D Ohio Public Employees Retirement System	\$0.00	\$0.00	\$0.00	\$0.00	\$0.00	\$0.00	0.000%
2091-110-213-0000	D Medicare	\$0.00	\$0.00	\$0.00	\$0.00	\$0.00	\$0.00	0.000%
2091-110-215-0000	D Ohio Police and Fire Pension Fund	\$0.00	\$0.00	\$0.00	\$0.00	\$0.00	\$0.00	0.000%
2091-110-221-0000	Medical/Hospitalization	\$0.00	\$0.00	\$0.00	\$0.00	\$0.00	\$0.00	0.000%
2091-110-222-0000	Life Insurance	\$0.00	\$0.00	\$0.00	\$0.00	\$0.00	\$0.00	0.000%
2091-110-223-0000	Dental Insurance	\$0.00	\$0.00	\$0.00	\$0.00	\$0.00	\$0.00	0.000%
2091-110-224-0000	Vision Insurance	\$0.00	\$0.00	\$0.00	\$0.00	\$0.00	\$0.00	0.000%
2091-110-225-0000	D Workers' Compensation	\$0.00	\$0.00	\$0.00	\$0.00	\$0.00	\$0.00	0.000%
2091-110-229-0000	Other - Insurance Benefits	\$0.00	\$0.00	\$0.00	\$0.00	\$0.00	\$0.00	0.000%

Appropriation Status

By Fund

As Of 7/31/2025

UAN v2025.2

Account Code	Account Name	Reserved for Encumbrance 12/31	Reserved for Encumbrance 12/31 Adjustment	Final Appropriation	Current Reserve for Encumbrance	YTD Expenditures	Unencumbered Balance	YTD % Expenditures
2091-110-300-0000	Contractual Services	\$0.00	\$0.00	\$0.00	\$0.00	\$0.00	\$0.00	0.000%
2091-110-391-0000	Dues and Fees	\$0.00	\$0.00	\$600.00	\$0.00	\$0.00	\$600.00	0.000%
2091-110-400-0000	Supplies and Materials	\$0.00	\$0.00	\$900.00	\$0.00	\$500.00	\$400.00	55.556%
2091-110-500-0000	Capital Outlay	\$0.00	\$0.00	\$0.00	\$0.00	\$0.00	\$0.00	0.000%
Law Enforcement Trust Fund Total:		\$0.00	\$0.00	\$1,500.00	\$0.00	\$500.00	\$1,000.00	33.333%

Fund: Permissive Motor Vehicle License Tax

Pooled Balance: \$48,785.58

Non-Pooled Balance: \$0.00

Total Cash Balance: \$48,785.58

Account Code	Account Name	Reserved for Encumbrance 12/31	Reserved for Encumbrance 12/31 Adjustment	Final Appropriation	Current Reserve for Encumbrance	YTD Expenditures	Unencumbered Balance	YTD % Expenditures
2101-620-100-0000	D Personal Services	\$0.00	\$0.00	\$0.00	\$0.00	\$0.00	\$0.00	0.000%
2101-620-520-0000	Equipment	\$0.00	\$0.00	\$10,656.89	\$64.92	\$4,917.68	\$5,674.29	46.146%
2101-850-710-0000	Principal	\$3,618.07	\$0.00	\$26,293.39	\$3,645.20	\$23,864.47	\$2,401.79	79.784%
2101-850-720-0000	Interest	\$968.31	\$0.00	\$5,142.89	\$1,235.11	\$4,241.05	\$635.04	69.398%
Permissive Motor Vehicle License Tax Fund Total:		\$4,586.38	\$0.00	\$42,093.17	\$4,945.23	\$33,023.20	\$8,711.12	70.744%

Fund: Coronavirus Relief Fund

Pooled Balance: \$143,137.18

Non-Pooled Balance: \$0.00

Total Cash Balance: \$143,137.18

Account Code	Account Name	Reserved for Encumbrance 12/31	Reserved for Encumbrance 12/31 Adjustment	Final Appropriation	Current Reserve for Encumbrance	YTD Expenditures	Unencumbered Balance	YTD % Expenditures
2151-790-100-0000	D Personal Services	\$0.00	\$0.00	\$0.00	\$0.00	\$0.00	\$0.00	0.000%
2151-790-420-0000	Operating Supplies and Materials	\$0.00	\$0.00	\$163,277.71	\$4,400.00	\$25,224.79	\$133,652.92	15.449%
Coronavirus Relief Fund Fund Total:		\$0.00	\$0.00	\$163,277.71	\$4,400.00	\$25,224.79	\$133,652.92	15.449%

Appropriation Status

By Fund
As Of 7/31/2025

Fund: Coronavirus Relief Fund
Pooled Balance: \$0.00
Non-Pooled Balance: \$0.00
Total Cash Balance: \$0.00

Account Code	Account Name	Reserved for Encumbrance 12/31	Reserved for Encumbrance 12/31 Adjustment	Final Appropriation	Current Reserve for Encumbrance	YTD Expenditures	Unencumbered Balance	YTD % Expenditures
2152-790-100-0000	D Personal Services	\$0.00	\$0.00	\$0.00	\$0.00	\$0.00	\$0.00	0.000%
2152-790-420-0000	Operating Supplies and Materials	\$0.00	\$0.00	\$0.00	\$0.00	\$0.00	\$0.00	0.000%
Coronavirus Relief Fund Fund Total:		\$0.00	\$0.00	\$0.00	\$0.00	\$0.00	\$0.00	0.000%

Fund: COMPUTER FUND
Pooled Balance: \$659.41
Non-Pooled Balance: \$0.00
Total Cash Balance: \$659.41

Account Code	Account Name	Reserved for Encumbrance 12/31	Reserved for Encumbrance 12/31 Adjustment	Final Appropriation	Current Reserve for Encumbrance	YTD Expenditures	Unencumbered Balance	YTD % Expenditures
2901-110-348-0000	Training Services	\$0.00	\$0.00	\$0.00	\$0.00	\$0.00	\$0.00	0.000%
2901-110-391-0000	Dues and Fees	\$0.00	\$0.00	\$3,080.00	\$0.00	\$3,080.00	\$0.00	100.000%
2901-110-420-0000	Operating Supplies and Materials	\$0.00	\$0.00	\$1,200.00	\$0.00	\$0.00	\$1,200.00	0.000%
2901-110-520-0000	Equipment	\$0.00	\$0.00	\$3,670.00	\$0.00	\$2,393.92	\$1,276.08	65.229%
COMPUTER FUND Fund Total:		\$0.00	\$0.00	\$7,950.00	\$0.00	\$5,473.92	\$2,476.08	68.854%

Fund: FIRE LEVY
Pooled Balance: \$229,310.95
Non-Pooled Balance: \$0.00
Total Cash Balance: \$229,310.95

Account Code	Account Name	Reserved for Encumbrance 12/31	Reserved for Encumbrance 12/31 Adjustment	Final Appropriation	Current Reserve for Encumbrance	YTD Expenditures	Unencumbered Balance	YTD % Expenditures
--------------	--------------	--------------------------------------	---	------------------------	------------------------------------	------------------	-------------------------	-----------------------

Appropriation Status

By Fund

As Of 7/31/2025

UAN v2025.2

Account Code	Account Name	Reserved for Encumbrance 12/31	Reserved for Encumbrance 12/31 Adjustment	Final Appropriation	Current Reserve for Encumbrance	YTD Expenditures	Unencumbered Balance	YTD % Expenditures
2902-120-190-0000	D Other - Personal Services	\$0.00	\$0.00	\$0.00	\$0.00	\$0.00	\$0.00	0.000%
2902-120-213-0000	D Medicare	\$0.00	\$0.00	\$0.00	\$0.00	\$0.00	\$0.00	0.000%
2902-120-215-0000	D Ohio Police and Fire Pension Fund	\$0.00	\$0.00	\$0.00	\$0.00	\$0.00	\$0.00	0.000%
2902-120-221-0000	Medical/Hospitalization	\$0.00	\$0.00	\$0.00	\$0.00	\$0.00	\$0.00	0.000%
2902-120-222-0000	Life Insurance	\$0.00	\$0.00	\$0.00	\$0.00	\$0.00	\$0.00	0.000%
2902-120-223-0000	Dental Insurance	\$0.00	\$0.00	\$0.00	\$0.00	\$0.00	\$0.00	0.000%
2902-120-225-0000	D Workers' Compensation	\$0.00	\$0.00	\$0.00	\$0.00	\$0.00	\$0.00	0.000%
2902-120-270-0000	Uniforms and Clothing	\$0.00	\$0.00	\$0.00	\$0.00	\$0.00	\$0.00	0.000%
2902-120-300-0000	Contractual Services	\$0.00	\$0.00	\$0.00	\$0.00	\$0.00	\$0.00	0.000%
2902-120-344-0000	D Tax Collection Fees	\$0.00	\$0.00	\$0.00	\$0.00	\$0.00	\$0.00	0.000%
2902-120-420-0000	Operating Supplies and Materials	\$0.00	\$0.00	\$0.00	\$0.00	\$0.00	\$0.00	0.000%
2902-120-520-0000	Equipment	\$0.00	\$0.00	\$0.00	\$0.00	\$0.00	\$0.00	0.000%
2902-120-640-0000	Payment to Another Political Subdivision	\$45,833.33	\$0.00	\$566,500.00	\$281,874.98	\$330,458.35	\$0.00	53.967%
2902-740-344-0000	D Tax Collection Fees	\$0.00	\$0.00	\$0.00	\$0.00	\$0.00	\$0.00	0.000%
2902-850-710-0000	Principal	\$0.00	\$0.00	\$0.00	\$0.00	\$0.00	\$0.00	0.000%
2902-850-720-0000	Interest	\$0.00	\$0.00	\$0.00	\$0.00	\$0.00	\$0.00	0.000%
2902-920-920-0000	D Advances - Out	\$0.00	\$0.00	\$0.00	\$0.00	\$0.00	\$0.00	0.000%
FIRE LEVY Fund Total:		\$45,833.33	\$0.00	\$566,500.00	\$281,874.98	\$330,458.35	\$0.00	53.967%

Fund: POLICE LEVY

Pooled Balance: \$402,279.05

Non-Pooled Balance: \$0.00

Total Cash Balance: \$402,279.05

Account Code	Account Name	Reserved for Encumbrance 12/31	Reserved for Encumbrance 12/31 Adjustment	Final Appropriation	Current Reserve for Encumbrance	YTD Expenditures	Unencumbered Balance	YTD % Expenditures
2903-110-190-0000	D Other - Personal Services	\$0.00	\$0.00	\$164,351.22	\$0.00	\$127,414.21	\$36,937.01	77.526%
2903-110-213-0000	D Medicare	\$0.00	\$0.00	\$2,332.66	\$0.00	\$1,845.99	\$486.67	79.137%
2903-110-215-0000	D Ohio Police and Fire Pension Fund	\$0.00	\$0.00	\$50,481.55	\$0.00	\$36,552.08	\$13,929.47	72.407%
2903-110-221-0000	Medical/Hospitalization	\$0.00	\$0.00	\$12,535.29	\$0.00	\$4,121.80	\$8,413.49	32.882%
2903-110-222-0000	Life Insurance	\$0.00	\$0.00	\$1,120.03	\$0.00	\$473.74	\$646.29	42.297%

Appropriation Status

By Fund

UAN v2025.2

As Of 7/31/2025

Account Code	Account Name	Reserved for Encumbrance 12/31	Reserved for Encumbrance 12/31 Adjustment	Final Appropriation	Current Reserve for Encumbrance	YTD Expenditures	Unencumbered Balance	YTD % Expenditures
2903-110-223-0000	Dental Insurance	\$0.00	\$0.00	\$635.65	\$0.00	\$142.19	\$493.46	22.369%
2903-110-224-0000	Vision Insurance	\$0.00	\$0.00	\$94.94	\$0.00	\$25.78	\$69.16	27.154%
2903-110-225-0000	D Workers' Compensation	\$0.00	\$0.00	\$1,522.12	\$0.00	\$0.00	\$1,522.12	0.000%
2903-110-229-0000	Other - Insurance Benefits	\$0.00	\$0.00	\$2,000.00	\$0.00	\$0.00	\$2,000.00	0.000%
2903-110-252-0000	Travel and Transportation	\$0.00	\$0.00	\$1,400.00	\$0.00	\$1,072.73	\$327.27	76.624%
2903-110-270-0000	Uniforms and Clothing	\$0.00	\$0.00	\$0.00	\$0.00	\$0.00	\$0.00	0.000%
2903-110-344-0000	D Tax Collection Fees	\$0.00	\$0.00	\$3,849.52	\$0.00	\$2,052.63	\$1,796.89	53.322%
2903-110-348-0000	Training Services	\$0.00	\$0.00	\$2,700.00	\$0.00	\$0.00	\$2,700.00	0.000%
2903-110-351-0000	Insurance and Bonding	\$0.00	\$0.00	\$0.00	\$0.00	\$0.00	\$0.00	0.000%
2903-110-391-0000	Dues and Fees	\$0.00	\$0.00	\$9,000.00	\$0.00	\$7,617.46	\$1,382.54	84.638%
2903-110-410-0000	Office Supplies and Materials	\$0.00	\$0.00	\$0.00	\$0.00	\$0.00	\$0.00	0.000%
2903-110-420-0000	Operating Supplies and Materials	\$0.00	\$0.00	\$0.00	\$0.00	\$0.00	\$0.00	0.000%
2903-110-432-0000	Repairs and Maintenance of Machinery & Equip	\$0.00	\$0.00	\$0.00	\$0.00	\$0.00	\$0.00	0.000%
2903-110-433-0000	Repairs and Maintenance of Motor Vehicles	\$0.00	\$0.00	\$0.00	\$0.00	\$0.00	\$0.00	0.000%
2903-110-490-0000	Other - Supplies and Materials	\$0.00	\$0.00	\$0.00	\$0.00	\$0.00	\$0.00	0.000%
2903-110-520-0000	Equipment	\$0.00	\$0.00	\$41,406.84	\$18,233.96	\$3,578.00	\$19,594.88	8.641%
2903-110-640-0000	Payment to Another Political Subdivision	\$0.00	\$0.00	\$0.00	\$0.00	\$0.00	\$0.00	0.000%
2903-740-344-0000	D Tax Collection Fees	\$0.00	\$0.00	\$3,500.00	\$0.00	\$0.00	\$3,500.00	0.000%
2903-800-590-0000	Other - Capital Outlay	\$0.00	\$0.00	\$0.00	\$0.00	\$0.00	\$0.00	0.000%
2903-850-710-0000	Principal	\$0.00	\$0.00	\$44,000.00	\$4,442.76	\$18,457.31	\$21,099.93	41.948%
2903-850-720-0000	Interest	\$0.00	\$0.00	\$7,750.00	\$1,241.34	\$3,812.06	\$2,696.60	49.188%
2903-920-920-0000	D Advances - Out	\$0.00	\$0.00	\$0.00	\$0.00	\$0.00	\$0.00	0.000%
POLICE LEVY Fund Total:		\$0.00	\$0.00	\$348,679.82	\$23,918.06	\$207,165.98	\$117,595.78	59.414%

Fund: STREET LEVY

Pooled Balance: \$890,806.90

Non-Pooled Balance: \$0.00

Total Cash Balance: \$890,806.90

Account Code	Account Name	Reserved for Encumbrance 12/31	Reserved for Encumbrance 12/31 Adjustment	Final Appropriation	Current Reserve for Encumbrance	YTD Expenditures	Unencumbered Balance	YTD % Expenditures
--------------	--------------	--------------------------------------	---	------------------------	------------------------------------	------------------	-------------------------	-----------------------

Appropriation Status

By Fund

As Of 7/31/2025

UAN v2025.2

Account Code	Account Name	Reserved for Encumbrance 12/31	Reserved for Encumbrance 12/31 Adjustment	Final Appropriation	Current Reserve for Encumbrance	YTD Expenditures	Unencumbered Balance	YTD % Expenditures
2904-610-344-0000	D Tax Collection Fees	\$0.00	\$0.00	\$0.00	\$0.00	\$0.00	\$0.00	0.000%
2904-610-346-0000	Engineering Services	\$0.00	\$0.00	\$75,000.00	\$0.00	\$0.00	\$75,000.00	0.000%
2904-610-349-0000	Other - Professional and Technical Services	\$0.00	\$0.00	\$0.00	\$0.00	\$0.00	\$0.00	0.000%
2904-610-420-0000	Operating Supplies and Materials	\$0.00	\$0.00	\$9,000.00	\$842.86	\$1,110.72	\$7,046.42	12.341%
2904-610-433-0000	Repairs and Maintenance of Motor Vehicles	\$0.00	\$0.00	\$0.00	\$0.00	\$0.00	\$0.00	0.000%
2904-610-490-0000	Other - Supplies and Materials	\$0.00	\$0.00	\$0.00	\$0.00	\$0.00	\$0.00	0.000%
2904-610-555-0000	Streets, Highways, Sidewalks and Curbs	\$0.00	\$0.00	\$1,196,250.00	\$148,199.88	\$425,311.36	\$622,738.76	35.554%
2904-610-640-0000	Payment to Another Political Subdivision	\$0.00	\$0.00	\$0.00	\$0.00	\$0.00	\$0.00	0.000%
2904-740-344-0000	D Tax Collection Fees	\$0.00	\$0.00	\$6,500.00	\$0.00	\$2,737.25	\$3,762.75	42.112%
2904-800-500-0000	Capital Outlay	\$0.00	\$0.00	\$190,000.00	\$0.00	\$0.00	\$190,000.00	0.000%
2904-850-710-0000	Principal	\$0.00	\$0.00	\$108,155.02	\$0.00	\$46,690.58	\$61,464.44	43.170%
2904-850-720-0000	Interest	\$0.00	\$0.00	\$0.00	\$0.00	\$0.00	\$0.00	0.000%
STREET LEVY Fund Total:		\$0.00	\$0.00	\$1,584,905.02	\$149,042.74	\$475,849.91	\$960,012.37	30.024%

Fund: Recycling Fund
Pooled Balance: \$11,594.08
Non-Pooled Balance: \$0.00
Total Cash Balance: \$11,594.08

Account Code	Account Name	Reserved for Encumbrance 12/31	Reserved for Encumbrance 12/31 Adjustment	Final Appropriation	Current Reserve for Encumbrance	YTD Expenditures	Unencumbered Balance	YTD % Expenditures
2905-599-690-0000	Other - Other	\$0.00	\$0.00	\$0.00	\$0.00	\$0.00	\$0.00	0.000%
2905-910-910-0000	D Transfers - Out	\$0.00	\$0.00	\$0.00	\$0.00	\$0.00	\$0.00	0.000%
Recycling Fund Fund Total:		\$0.00	\$0.00	\$0.00	\$0.00	\$0.00	\$0.00	0.000%

Fund: Mayor's Court Operation & Facilities
Pooled Balance: \$3,631.56
Non-Pooled Balance: \$0.00
Total Cash Balance: \$3,631.56

Appropriation Status

By Fund

As Of 7/31/2025

UAN v2025.2

Account Code	Account Name	Reserved for Encumbrance 12/31	Reserved for Encumbrance 12/31 Adjustment	Final Appropriation	Current Reserve for Encumbrance	YTD Expenditures	Unencumbered Balance	YTD % Expenditures
2906-110-190-0000	D Other - Personal Services	\$0.00	\$0.00	\$0.00	\$0.00	\$0.00	\$0.00	0.000%
2906-110-213-0000	D Medicare	\$0.00	\$0.00	\$0.00	\$0.00	\$0.00	\$0.00	0.000%
2906-110-215-0000	D Ohio Police and Fire Pension Fund	\$0.00	\$0.00	\$0.00	\$0.00	\$0.00	\$0.00	0.000%
2906-110-221-0000	Medical/Hospitalization	\$0.00	\$0.00	\$0.00	\$0.00	\$0.00	\$0.00	0.000%
2906-110-222-0000	Life Insurance	\$0.00	\$0.00	\$0.00	\$0.00	\$0.00	\$0.00	0.000%
2906-110-223-0000	Dental Insurance	\$0.00	\$0.00	\$0.00	\$0.00	\$0.00	\$0.00	0.000%
2906-110-224-0000	Vision Insurance	\$0.00	\$0.00	\$0.00	\$0.00	\$0.00	\$0.00	0.000%
2906-110-225-0000	D Workers' Compensation	\$0.00	\$0.00	\$0.00	\$0.00	\$0.00	\$0.00	0.000%
2906-110-229-0000	Other - Insurance Benefits	\$0.00	\$0.00	\$0.00	\$0.00	\$0.00	\$0.00	0.000%
2906-110-348-0000	Training Services	\$0.00	\$0.00	\$2,500.00	\$0.00	\$1,847.46	\$652.54	73.898%
2906-110-391-0000	Dues and Fees	\$0.00	\$0.00	\$7,000.00	\$125.00	\$6,874.55	\$0.45	98.208%
2906-110-420-0000	Operating Supplies and Materials	\$0.00	\$0.00	\$7,000.00	\$694.02	\$3,130.00	\$3,175.98	44.714%
2906-110-520-0000	Equipment	\$0.00	\$0.00	\$4,500.00	\$126.01	\$1,755.34	\$2,618.65	39.008%
Mayor's Court Operation & Facilities Fund Total:		\$0.00	\$0.00	\$21,000.00	\$945.03	\$13,607.35	\$6,447.62	64.797%

Fund: Building Hazard Abatement Fund
Pooled Balance: \$15,260.60
Non-Pooled Balance: \$0.00
Total Cash Balance: \$15,260.60

Account Code	Account Name	Reserved for Encumbrance 12/31	Reserved for Encumbrance 12/31 Adjustment	Final Appropriation	Current Reserve for Encumbrance	YTD Expenditures	Unencumbered Balance	YTD % Expenditures
2907-710-420-0000	Operating Supplies and Materials	\$0.00	\$0.00	\$14,000.00	\$0.00	\$0.00	\$14,000.00	0.000%
Building Hazard Abatement Fund Fund Total:		\$0.00	\$0.00	\$14,000.00	\$0.00	\$0.00	\$14,000.00	0.000%

Fund: Public Safety Appreciation Fund
Pooled Balance: \$420.80
Non-Pooled Balance: \$0.00
Total Cash Balance: \$420.80

Appropriation Status

By Fund

As Of 7/31/2025

UAN v2025.2

Account Code	Account Name	Reserved for Encumbrance 12/31	Reserved for Encumbrance 12/31 Adjustment	Final Appropriation	Current Reserve for Encumbrance	YTD Expenditures	Unencumbered Balance	YTD % Expenditures
2908-110-420-0000	Operating Supplies and Materials	\$0.00	\$0.00	\$0.00	\$0.00	\$0.00	\$0.00	0.000%
2908-110-420-0003	Operating Supplies and Materials{K-9 Use}	\$0.00	\$0.00	\$4,500.00	\$39.50	\$3,347.21	\$1,113.29	74.382%
Public Safety Appreciation Fund Fund Total:		\$0.00	\$0.00	\$4,500.00	\$39.50	\$3,347.21	\$1,113.29	74.382%

Fund: Recycling Special Revenue

Pooled Balance: \$6,891.94

Non-Pooled Balance: \$0.00

Total Cash Balance: \$6,891.94

Account Code	Account Name	Reserved for Encumbrance 12/31	Reserved for Encumbrance 12/31 Adjustment	Final Appropriation	Current Reserve for Encumbrance	YTD Expenditures	Unencumbered Balance	YTD % Expenditures
2909-730-420-0000	Operating Supplies and Materials	\$0.00	\$0.00	\$2,000.00	\$0.00	\$0.00	\$2,000.00	0.000%
Recycling Special Revenue Fund Total:		\$0.00	\$0.00	\$2,000.00	\$0.00	\$0.00	\$2,000.00	0.000%

Fund: OneOhio Recovery Fund

Pooled Balance: \$19,280.70

Non-Pooled Balance: \$0.00

Total Cash Balance: \$19,280.70

Account Code	Account Name	Reserved for Encumbrance 12/31	Reserved for Encumbrance 12/31 Adjustment	Final Appropriation	Current Reserve for Encumbrance	YTD Expenditures	Unencumbered Balance	YTD % Expenditures
2910-110-100-0000	D Personal Services	\$0.00	\$0.00	\$17,361.08	\$0.00	\$0.00	\$17,361.08	0.000%
2910-110-420-0000	Operating Supplies and Materials	\$0.00	\$0.00	\$10,000.00	\$0.00	\$0.00	\$10,000.00	0.000%
OneOhio Recovery Fund Fund Total:		\$0.00	\$0.00	\$27,361.08	\$0.00	\$0.00	\$27,361.08	0.000%

Fund: GENERAL OBLIGATION

Pooled Balance: \$0.00

Non-Pooled Balance: \$0.00

Total Cash Balance: \$0.00

Appropriation Status

By Fund

As Of 7/31/2025

UAN v2025.2

Account Code	Account Name	Reserved for Encumbrance 12/31	Reserved for Encumbrance 12/31 Adjustment	Final Appropriation	Current Reserve for Encumbrance	YTD Expenditures	Unencumbered Balance	YTD % Expenditures
3901-910-910-0000	D Transfers - Out	\$0.00	\$0.00	\$0.00	\$0.00	\$0.00	\$0.00	0.000%
3901-920-920-0000	D Advances - Out	\$0.00	\$0.00	\$0.00	\$0.00	\$0.00	\$0.00	0.000%
GENERAL OBLIGATION Fund Total:		\$0.00	\$0.00	\$0.00	\$0.00	\$0.00	\$0.00	0.000%

Fund: RECYCLING FUND

Pooled Balance: \$0.00
Non-Pooled Balance: \$0.00
Total Cash Balance: \$0.00

Account Code	Account Name	Reserved for Encumbrance 12/31	Reserved for Encumbrance 12/31 Adjustment	Final Appropriation	Current Reserve for Encumbrance	YTD Expenditures	Unencumbered Balance	YTD % Expenditures
4901-730-420-0000	Operating Supplies and Materials	\$0.00	\$0.00	\$0.00	\$0.00	\$0.00	\$0.00	0.000%
4901-910-910-0000	D Transfers - Out	\$0.00	\$0.00	\$0.00	\$0.00	\$0.00	\$0.00	0.000%
RECYCLING FUND Fund Total:		\$0.00	\$0.00	\$0.00	\$0.00	\$0.00	\$0.00	0.000%

Fund: BOND ASSESSMENT

Pooled Balance: \$0.00
Non-Pooled Balance: \$0.00
Total Cash Balance: \$0.00

Account Code	Account Name	Reserved for Encumbrance 12/31	Reserved for Encumbrance 12/31 Adjustment	Final Appropriation	Current Reserve for Encumbrance	YTD Expenditures	Unencumbered Balance	YTD % Expenditures
4902-910-910-0000	D Transfers - Out	\$0.00	\$0.00	\$0.00	\$0.00	\$0.00	\$0.00	0.000%
BOND ASSESSMENT Fund Total:		\$0.00	\$0.00	\$0.00	\$0.00	\$0.00	\$0.00	0.000%

Fund: SIDEWALK REPAIR

Pooled Balance: \$0.00
Non-Pooled Balance: \$0.00
Total Cash Balance: \$0.00

Appropriation Status

By Fund

As Of 7/31/2025

UAN v2025.2

Account Code	Account Name	Reserved for Encumbrance 12/31	Reserved for Encumbrance 12/31 Adjustment	Final Appropriation	Current Reserve for Encumbrance	YTD Expenditures	Unencumbered Balance	YTD % Expenditures
4903-610-430-0000	Repairs and Maintenance	\$0.00	\$0.00	\$0.00	\$0.00	\$0.00	\$0.00	0.000%
	SIDEWALK REPAIR Fund Total:	\$0.00	\$0.00	\$0.00	\$0.00	\$0.00	\$0.00	0.000%

Fund: Unclaimed Monies

Pooled Balance: \$2,938.43

Non-Pooled Balance: \$0.00

Total Cash Balance: \$2,938.43

Account Code	Account Name	Reserved for Encumbrance 12/31	Reserved for Encumbrance 12/31 Adjustment	Final Appropriation	Current Reserve for Encumbrance	YTD Expenditures	Unencumbered Balance	YTD % Expenditures
9101-910-910-0000	D Transfers - Out	\$0.00	\$0.00	\$0.00	\$0.00	\$0.00	\$0.00	0.000%
	Unclaimed Monies Fund Total:	\$0.00	\$0.00	\$0.00	\$0.00	\$0.00	\$0.00	0.000%

Fund: Mayor's Court

Pooled Balance: \$9,137.69

Non-Pooled Balance: \$0.00

Total Cash Balance: \$9,137.69

Account Code	Account Name	Reserved for Encumbrance 12/31	Reserved for Encumbrance 12/31 Adjustment	Final Appropriation	Current Reserve for Encumbrance	YTD Expenditures	Unencumbered Balance	YTD % Expenditures
9901-889-620-0000	D Deposits Applied	\$0.00	\$0.00	\$0.00	\$0.00	\$32,354.42	\$0.00	0.000%
	Mayor's Court Fund Total:	\$0.00	\$0.00	\$0.00	\$0.00	\$32,354.42	\$0.00	0.000%
	Report Total:	\$51,836.88	\$0.00	\$6,078,884.67	\$674,178.92	\$2,891,365.09	\$2,676,031.96	47.162%

Revenue Status

UAN v2025.2

By Fund

As Of 7/31/2025

Fund: 1000 General

Account Code	Account Name	Final Budget	Revenue	Budget Balance	YTD % Received
1000-110-0000	General Property Tax - Real Estate	\$759,950.00	\$400,897.89	\$359,052.11	52.753%
1000-130-0000	Municipal Income Tax	\$1,080,000.00	\$730,588.91	\$349,411.09	67.647%
1000-211-0000	Local Government Distribution	\$66,427.26	\$39,122.29	\$27,304.97	58.895%
1000-221-0000	Inheritance Tax	\$0.00	\$0.00	\$0.00	0.000%
1000-222-0000	Cigarette Tax	\$37.50	\$0.00	\$37.50	0.000%
1000-224-0000	Liquor and Beer Permit Fees	\$400.00	\$719.60	-\$319.60	179.900%
1000-231-0000	Property Tax Allocation	\$82,408.00	\$41,492.37	\$40,915.63	50.350%
1000-390-0000	Other - Special Assessments	\$6,000.00	\$432.23	\$5,567.77	7.204%
1000-411-0000	Federal - Restricted	\$0.00	\$0.00	\$0.00	0.000%
1000-422-0000	State - Restricted	\$0.00	\$0.00	\$0.00	0.000%
1000-429-0000	Other - State Receipts	\$0.00	\$0.00	\$0.00	0.000%
1000-440-0000	Grants or Aid (Non-Federal and Non-State)	\$290,000.00	\$400,000.00	-\$110,000.00	137.931%
1000-511-0000	Contracts for Fire Services	\$0.00	\$0.00	\$0.00	0.000%
1000-514-0000	Garbage and Trash	\$280,744.50	\$160,295.49	\$120,449.01	57.097%
1000-515-0000	Contracts for Emergency Medical Services	\$0.00	\$0.00	\$0.00	0.000%
1000-515-0001	Contracts for Emergency Medical Services{EMS Billing}	\$0.00	\$0.00	\$0.00	0.000%
1000-515-0002	Contracts for Emergency Medical Services{Fire/EMS Contracts}	\$0.00	\$0.00	\$0.00	0.000%
1000-519-0000	Other - General Government Contracts	\$17,325.00	\$12,959.35	\$4,365.65	74.801%
1000-590-0000	Other - Charges for Services	\$23,778.72	\$43,716.00	-\$19,937.28	183.845%
1000-611-0000	Court Costs	\$7,000.00	\$3,334.00	\$3,666.00	47.629%
1000-612-0000	Court Fines	\$36,000.00	\$17,472.00	\$18,528.00	48.533%
1000-621-0000	Building Permits	\$2,500.00	\$958.69	\$1,541.31	38.348%
1000-622-0000	Inspections	\$0.00	\$0.00	\$0.00	0.000%
1000-625-0000	Cable Franchise Fees	\$37,009.02	\$9,743.71	\$27,265.31	26.328%
1000-629-0000	Other - Licenses and Permits	\$0.00	\$0.00	\$0.00	0.000%
1000-701-0000	Interest	\$65,000.00	\$41,729.41	\$23,270.59	64.199%
1000-820-0000	Contributions and Donations	\$0.00	\$0.00	\$0.00	0.000%

Revenue Status

UAN v2025.2

By Fund

As Of 7/31/2025

Fund: 1000 General

Account Code	Account Name	Final Budget	Revenue	Budget Balance	YTD % Received
1000-820-0003	Contributions and Donations{K-9 Use}	\$0.00	\$0.00	\$0.00	0.000%
1000-820-0004	Contributions and Donations{Recreation}	\$0.00	\$0.00	\$0.00	0.000%
1000-830-0000	Payments in Lieu of Taxes	\$0.00	\$0.00	\$0.00	0.000%
1000-891-0000	Other - Miscellaneous Operating	\$25,000.00	\$9,070.22	\$15,929.78	36.281%
1000-891-0008	Other - Miscellaneous Operating{LMFR}	\$0.00	\$0.00	\$0.00	0.000%
1000-921-0000	Sale of Notes	\$0.00	\$0.00	\$0.00	0.000%
1000-931-0000	Transfers - In	\$0.00	\$0.00	\$0.00	0.000%
1000-941-0000	Advances - In	\$0.00	\$0.00	\$0.00	0.000%
1000-961-0000	Sale of Fixed Assets	\$0.00	\$0.00	\$0.00	0.000%
1000-981-0000	Special Items	\$0.00	\$0.00	\$0.00	0.000%
Fund 1000 Sub-Total:		\$2,779,580.00	\$1,912,532.16	\$867,047.84	68.807%

Fund: 2011 Street Construction, Maint. and Repair

Account Code	Account Name	Final Budget	Revenue	Budget Balance	YTD % Received
2011-140-0000	Permissive Sales Tax	\$35,690.54	\$17,588.36	\$18,102.18	49.280%
2011-150-0000	License Tax - Local Levied by Council	\$0.00	\$0.00	\$0.00	0.000%
2011-225-0000	Gasoline Tax (State)	\$189,713.96	\$104,008.49	\$85,705.47	54.824%
2011-226-0000	License Tax - State Levied	\$0.00	\$0.00	\$0.00	0.000%
2011-340-0000	Water Improvement	\$0.00	\$0.00	\$0.00	0.000%
2011-422-0000	State - Restricted	\$0.00	\$0.00	\$0.00	0.000%
2011-430-0000	License Tax - County Levied	\$0.00	\$0.00	\$0.00	0.000%
2011-701-0000	Interest	\$0.00	\$0.00	\$0.00	0.000%
2011-892-0000	Other - Miscellaneous Non-Operating	\$0.00	\$0.00	\$0.00	0.000%
Fund 2011 Sub-Total:		\$225,404.50	\$121,596.85	\$103,807.65	53.946%

Revenue Status

UAN v2025.2

By Fund

As Of 7/31/2025

Fund: 2061 HOME IMPROVEMENT GRANTS

Account Code	Account Name	Final Budget	Revenue	Budget Balance	YTD % Received
2061-440-0000	Grants or Aid (Non-Federal and Non-State)	\$0.00	\$0.00	\$0.00	0.000%
Fund 2061 Sub-Total:		\$0.00	\$0.00	\$0.00	0.000%

Fund: 2062 CEU Reimbursement Training Fund

Account Code	Account Name	Final Budget	Revenue	Budget Balance	YTD % Received
2062-422-0000	State - Restricted	\$19,000.00	\$15,554.51	\$3,445.49	81.866%
Fund 2062 Sub-Total:		\$19,000.00	\$15,554.51	\$3,445.49	81.866%

Fund: 2071 Recreation Commission Fund

Account Code	Account Name	Final Budget	Revenue	Budget Balance	YTD % Received
2071-522-0019	Concession Stands{Festivals}	\$0.00	\$1,350.73	-\$1,350.73	0.000%
2071-701-0000	Interest	\$0.00	\$0.00	\$0.00	0.000%
2071-820-0000	Contributions and Donations	\$5,000.00	\$935.00	\$4,065.00	18.700%
2071-820-0022	Contributions and Donations{WeTHRIVE}	\$0.00	\$0.00	\$0.00	0.000%
2071-931-0004	Transfers - In{Recreation}	\$0.00	\$0.00	\$0.00	0.000%
Fund 2071 Sub-Total:		\$5,000.00	\$2,285.73	\$2,714.27	45.715%

Revenue Status

UAN v2025.2

By Fund

As Of 7/31/2025

Fund: 2081 Federal Law EnforceTrust Fund

Account Code	Account Name	Final Budget	Revenue	Budget Balance	YTD % Received
2081-619-0000	Other - Fines and Forfeitures	\$190,000.00	\$24,253.90	\$165,746.10	12.765%
2081-701-0000	Interest	\$750.00	\$18.12	\$731.88	2.416%
2081-941-0000	Advances - In	\$0.00	\$78,500.00	\$0.00	0.000%
2081-961-0000	Sale of Fixed Assets	\$0.00	\$10,447.50	-\$10,447.50	0.000%
Fund 2081 Sub-Total:		\$190,750.00	\$113,219.52	\$156,030.48	59.355%

Fund: 2091 Law Enforcement Trust

Account Code	Account Name	Final Budget	Revenue	Budget Balance	YTD % Received
2091-619-0000	Other - Fines and Forfeitures	\$650.00	\$50.00	\$600.00	7.692%
2091-701-0000	Interest	\$14.00	\$9.16	\$4.84	65.429%
2091-961-0000	Sale of Fixed Assets	\$0.00	\$0.00	\$0.00	0.000%
2091-981-0000	Special Items	\$0.00	\$0.00	\$0.00	0.000%
Fund 2091 Sub-Total:		\$664.00	\$59.16	\$604.84	8.910%

Fund: 2101 Permissive Motor Vehicle License Tax

Account Code	Account Name	Final Budget	Revenue	Budget Balance	YTD % Received
2101-150-0000	License Tax - Local Levied by Council	\$42,093.17	\$24,570.79	\$17,522.38	58.372%
2101-701-0000	Interest	\$0.00	\$0.00	\$0.00	0.000%
2101-931-0000	Transfers - In	\$0.00	\$0.00	\$0.00	0.000%
Fund 2101 Sub-Total:		\$42,093.17	\$24,570.79	\$17,522.38	58.372%

Revenue Status

UAN v2025.2

By Fund

As Of 7/31/2025

Fund: 2151 Coronavirus Relief Fund

Account Code	Account Name	Final Budget	Revenue	Budget Balance	YTD % Received
2151-413-0000	Federal - Pass Through Grants	\$0.00	\$0.00	\$0.00	0.000%
2151-701-0000	Interest	\$0.00	\$0.00	\$0.00	0.000%
Fund 2151 Sub-Total:		\$0.00	\$0.00	\$0.00	0.000%

Fund: 2152 Coronavirus Relief Fund

Account Code	Account Name	Final Budget	Revenue	Budget Balance	YTD % Received
2152-413-0000	Federal - Pass Through Grants	\$0.00	\$0.00	\$0.00	0.000%
2152-701-0000	Interest	\$0.00	\$0.00	\$0.00	0.000%
Fund 2152 Sub-Total:		\$0.00	\$0.00	\$0.00	0.000%

Fund: 2901 COMPUTER FUND

Account Code	Account Name	Final Budget	Revenue	Budget Balance	YTD % Received
2901-611-0000	Court Costs	\$3,501.01	\$1,569.00	\$1,932.01	44.816%
2901-701-0000	Interest	\$0.00	\$0.00	\$0.00	0.000%
Fund 2901 Sub-Total:		\$3,501.01	\$1,569.00	\$1,932.01	44.816%

Revenue Status

UAN v2025.2

By Fund

As Of 7/31/2025

Fund: 2902 FIRE LEVY

Account Code	Account Name	Final Budget	Revenue	Budget Balance	YTD % Received
2902-110-0000	General Property Tax - Real Estate	\$465,675.00	\$256,690.60	\$208,984.40	55.122%
2902-231-0000	Property Tax Allocation	\$12,890.00	\$4,818.61	\$8,071.39	37.383%
2902-490-0002	Other - Intergovernmental{Fire/EMS Contracts}	\$112,409.34	\$109,135.27	\$3,274.07	97.087%
2902-701-0000	Interest	\$3,329.09	\$5,446.05	-\$2,116.96	163.590%
2902-820-0000	Contributions and Donations	\$0.00	\$0.00	\$0.00	0.000%
2902-931-0000	Transfers - In	\$0.00	\$0.00	\$0.00	0.000%
2902-941-0000	Advances - In	\$0.00	\$0.00	\$0.00	0.000%
Fund 2902 Sub-Total:		<u>\$594,303.43</u>	<u>\$376,090.53</u>	<u>\$218,212.90</u>	<u>63.283%</u>

Fund: 2903 POLICE LEVY

Account Code	Account Name	Final Budget	Revenue	Budget Balance	YTD % Received
2903-110-0000	General Property Tax - Real Estate	\$225,612.00	\$116,502.79	\$109,109.21	51.639%
2903-231-0000	Property Tax Allocation	\$18,641.00	\$11,837.18	\$6,803.82	63.501%
2903-701-0000	Interest	\$20,187.50	\$12,295.15	\$7,892.35	60.905%
2903-830-0000	Payments in Lieu of Taxes	\$0.00	\$0.00	\$0.00	0.000%
2903-892-0000	Other - Miscellaneous Non-Operating	\$0.00	\$0.00	\$0.00	0.000%
2903-941-0000	Advances - In	\$0.00	\$0.00	\$0.00	0.000%
2903-999-0000	Other - Other Financing Sources	\$0.00	\$0.00	\$0.00	0.000%
Fund 2903 Sub-Total:		<u>\$264,440.50</u>	<u>\$140,635.12</u>	<u>\$123,805.38</u>	<u>53.182%</u>

Revenue Status

UAN v2025.2

By Fund

As Of 7/31/2025

Fund: 2904 STREET LEVY

Account Code	Account Name	Final Budget	Revenue	Budget Balance	YTD % Received
2904-110-0000	General Property Tax - Real Estate	\$300,816.00	\$155,337.04	\$145,478.96	51.639%
2904-231-0000	Property Tax Allocation	\$24,855.00	\$15,872.92	\$8,982.08	63.862%
2904-310-0000	Street Improvement and Maintenance	\$0.00	\$360,219.40	-\$360,219.40	0.000%
2904-422-0000	State - Restricted	\$0.00	\$0.00	\$0.00	0.000%
2904-440-0000	Grants or Aid (Non-Federal and Non-State)	\$1,153,000.00	\$0.00	\$1,153,000.00	0.000%
2904-701-0000	Interest	\$27,490.03	\$24,946.65	\$2,543.38	90.748%
2904-830-0000	Payments in Lieu of Taxes	\$0.00	\$0.00	\$0.00	0.000%
2904-931-0000	Transfers - In	\$0.00	\$0.00	\$0.00	0.000%
Fund 2904 Sub-Total:		\$1,506,161.03	\$556,376.01	\$949,785.02	36.940%

Fund: 2905 Recycling Fund

Account Code	Account Name	Final Budget	Revenue	Budget Balance	YTD % Received
2905-519-0000	Other - General Government Contracts	\$0.00	\$5,000.00	-\$5,000.00	0.000%
2905-701-0000	Interest	\$0.00	\$0.00	\$0.00	0.000%
Fund 2905 Sub-Total:		\$0.00	\$5,000.00	-\$5,000.00	0.000%

Fund: 2906 Mayor's Court Operation & Facilities

Account Code	Account Name	Final Budget	Revenue	Budget Balance	YTD % Received
2906-611-0000	Court Costs	\$7,398.67	\$3,462.00	\$3,936.67	46.792%
2906-612-0000	Court Fines	\$0.00	\$0.00	\$0.00	0.000%
2906-701-0000	Interest	\$0.00	\$0.00	\$0.00	0.000%
Fund 2906 Sub-Total:		\$7,398.67	\$3,462.00	\$3,936.67	46.792%

Revenue Status

UAN v2025.2

By Fund

As Of 7/31/2025

Fund: 2907 Building Hazard Abatement Fund

Account Code	Account Name	Final Budget	Revenue	Budget Balance	YTD % Received
2907-590-0000	Other - Charges for Services	\$0.00	\$0.00	\$0.00	0.000%
2907-629-0000	Other - Licenses and Permits	\$1,500.00	\$320.00	\$1,180.00	21.333%
2907-701-0000	Interest	\$0.00	\$0.00	\$0.00	0.000%
Fund 2907 Sub-Total:		\$1,500.00	\$320.00	\$1,180.00	21.333%

Fund: 2908 Public Safety Appreciation Fund

Account Code	Account Name	Final Budget	Revenue	Budget Balance	YTD % Received
2908-701-0000	Interest	\$0.00	\$0.00	\$0.00	0.000%
2908-820-0000	Contributions and Donations	\$0.00	\$0.00	\$0.00	0.000%
2908-820-0003	Contributions and Donations{K-9 Use}	\$4,500.00	\$1,500.00	\$3,000.00	33.333%
Fund 2908 Sub-Total:		\$4,500.00	\$1,500.00	\$3,000.00	33.333%

Fund: 2909 Recycling Special Revenue

Account Code	Account Name	Final Budget	Revenue	Budget Balance	YTD % Received
2909-440-0000	Grants or Aid (Non-Federal and Non-State)	\$0.00	\$0.00	\$0.00	0.000%
2909-701-0000	Interest	\$0.00	\$0.00	\$0.00	0.000%
2909-891-0000	Other - Miscellaneous Operating	\$0.00	\$0.00	\$0.00	0.000%
2909-931-0000	Transfers - In	\$0.00	\$0.00	\$0.00	0.000%
Fund 2909 Sub-Total:		\$0.00	\$0.00	\$0.00	0.000%

Revenue Status

UAN v2025.2

By Fund

As Of 7/31/2025

Fund: 2910 OneOhio Recovery Fund

Account Code	Account Name	Final Budget	Revenue	Budget Balance	YTD % Received
2910-422-0000	State - Restricted	\$10,000.00	\$1,919.62	\$8,080.38	19.196%
2910-701-0000	Interest	\$0.00	\$0.00	\$0.00	0.000%
Fund 2910 Sub-Total:		\$10,000.00	\$1,919.62	\$8,080.38	19.196%

Fund: 3901 GENERAL OBLIGATION

Account Code	Account Name	Final Budget	Revenue	Budget Balance	YTD % Received
3901-941-0000	Advances - In	\$0.00	\$0.00	\$0.00	0.000%
3901-971-0000	Other Debt Proceeds	\$0.00	\$0.00	\$0.00	0.000%
Fund 3901 Sub-Total:		\$0.00	\$0.00	\$0.00	0.000%

Fund: 4901 RECYCLING FUND

Account Code	Account Name	Final Budget	Revenue	Budget Balance	YTD % Received
4901-440-0000	Grants or Aid (Non-Federal and Non-State)	\$0.00	\$0.00	\$0.00	0.000%
Fund 4901 Sub-Total:		\$0.00	\$0.00	\$0.00	0.000%

Fund: 4902 BOND ASSESSMENT

Account Code	Account Name	Final Budget	Revenue	Budget Balance	YTD % Received
4902-390-0000	Other - Special Assessments	\$0.00	\$0.00	\$0.00	0.000%
Fund 4902 Sub-Total:		\$0.00	\$0.00	\$0.00	0.000%

Revenue Status

UAN v2025.2

By Fund

As Of 7/31/2025

Fund: 4903 SIDEWALK REPAIR

Account Code	Account Name	Final Budget	Revenue	Budget Balance	YTD % Received
4903-320-0000	Sidewalk Improvement	\$0.00	\$0.00	\$0.00	0.000%
Fund 4903 Sub-Total:		\$0.00	\$0.00	\$0.00	0.000%

Fund: 9101 Unclaimed Monies

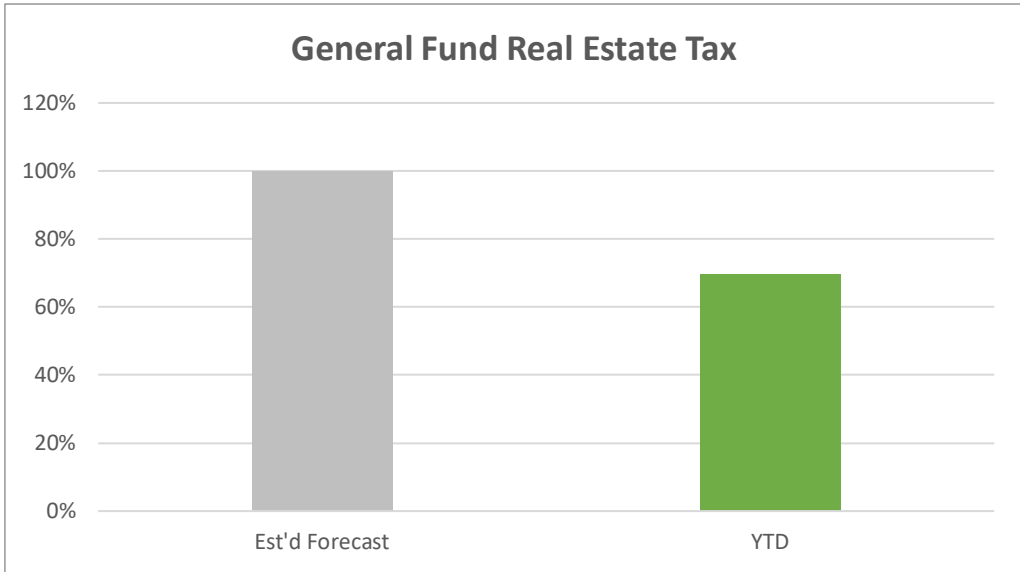
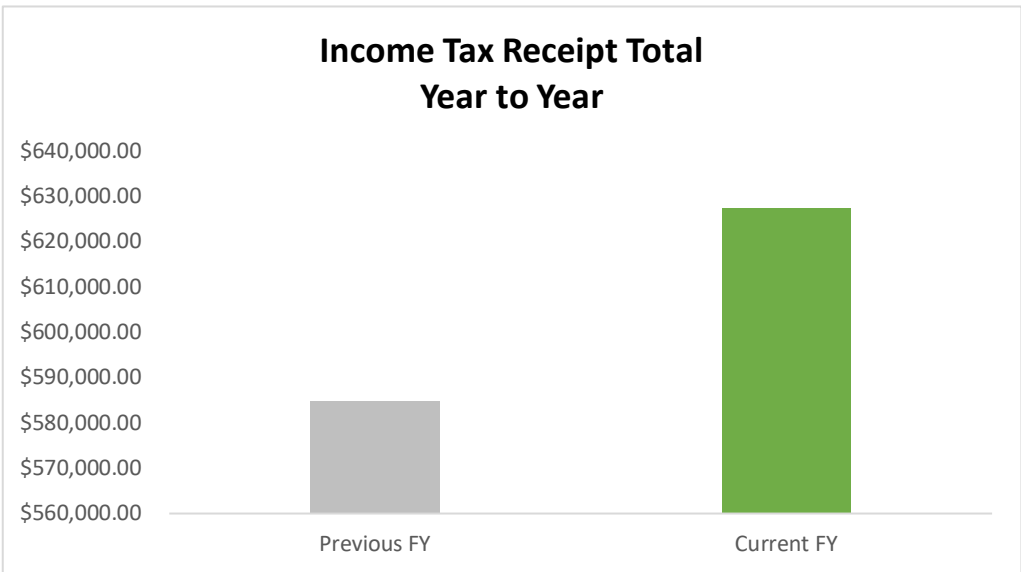
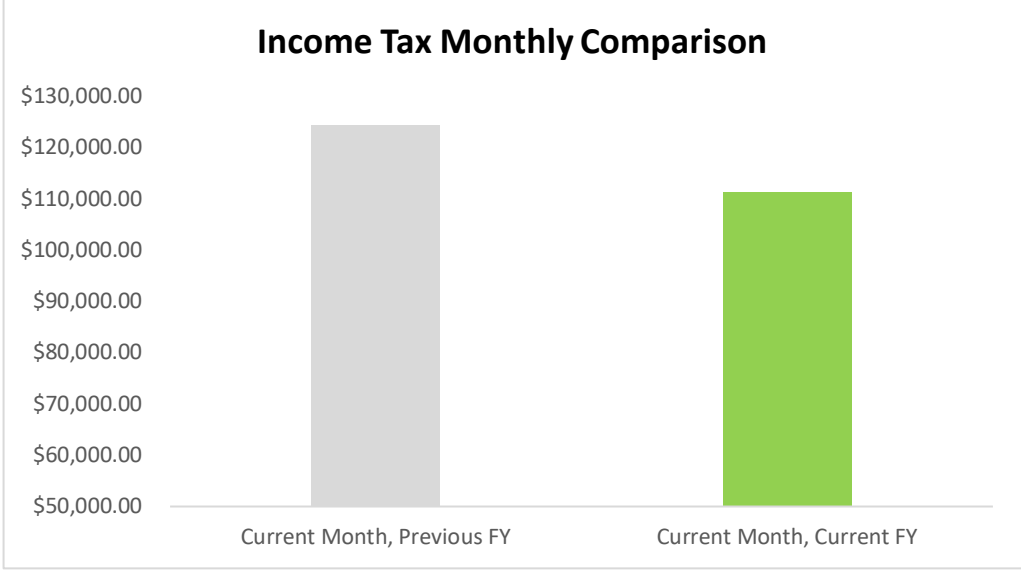
Account Code	Account Name	Final Budget	Revenue	Budget Balance	YTD % Received
9101-881-0000	Unclaimed Monies Received	\$0.00	\$0.00	\$0.00	0.000%
9101-931-0000	Transfers - In	\$0.00	\$0.00	\$0.00	0.000%
Fund 9101 Sub-Total:		\$0.00	\$0.00	\$0.00	0.000%

Fund: 9901 Mayor's Court

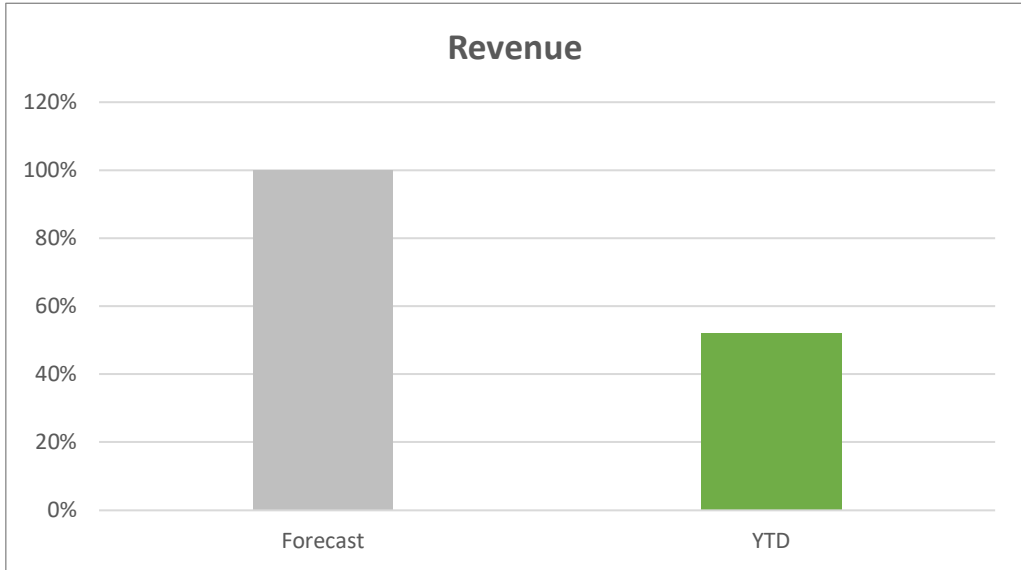
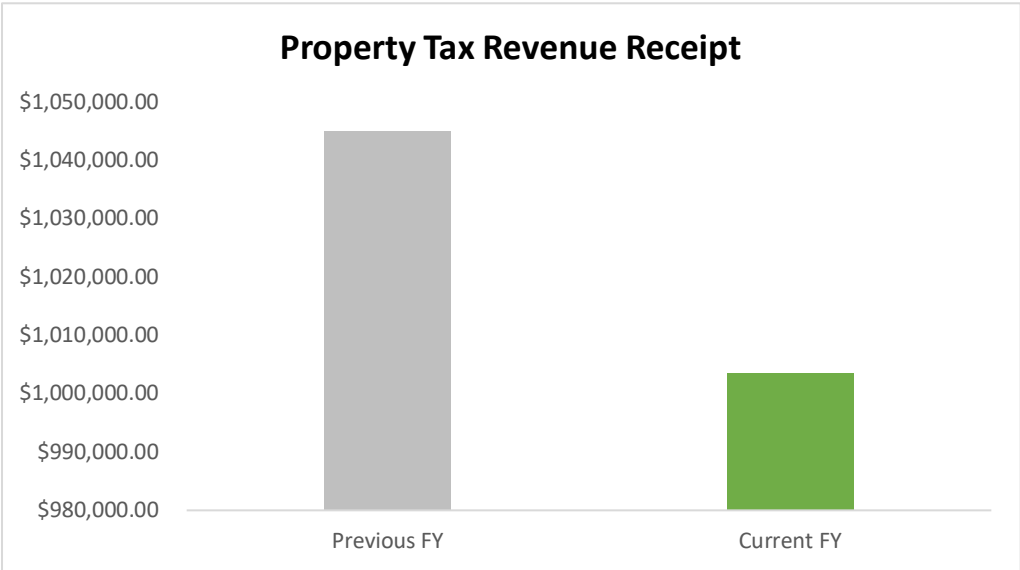
Account Code	Account Name	Final Budget	Revenue	Budget Balance	YTD % Received
9901-611-0000	Court Costs	\$0.00	\$100.00	\$0.00	0.000%
9901-612-0000	Court Fines	\$0.00	\$31,946.50	\$0.00	0.000%
Fund 9901 Sub-Total:		\$0.00	\$32,046.50	\$0.00	0.000%
Report Total:		\$5,654,296.31	\$3,308,737.50	\$2,456,105.31	58.517%

Village of Golf Manor Financial Dashboard

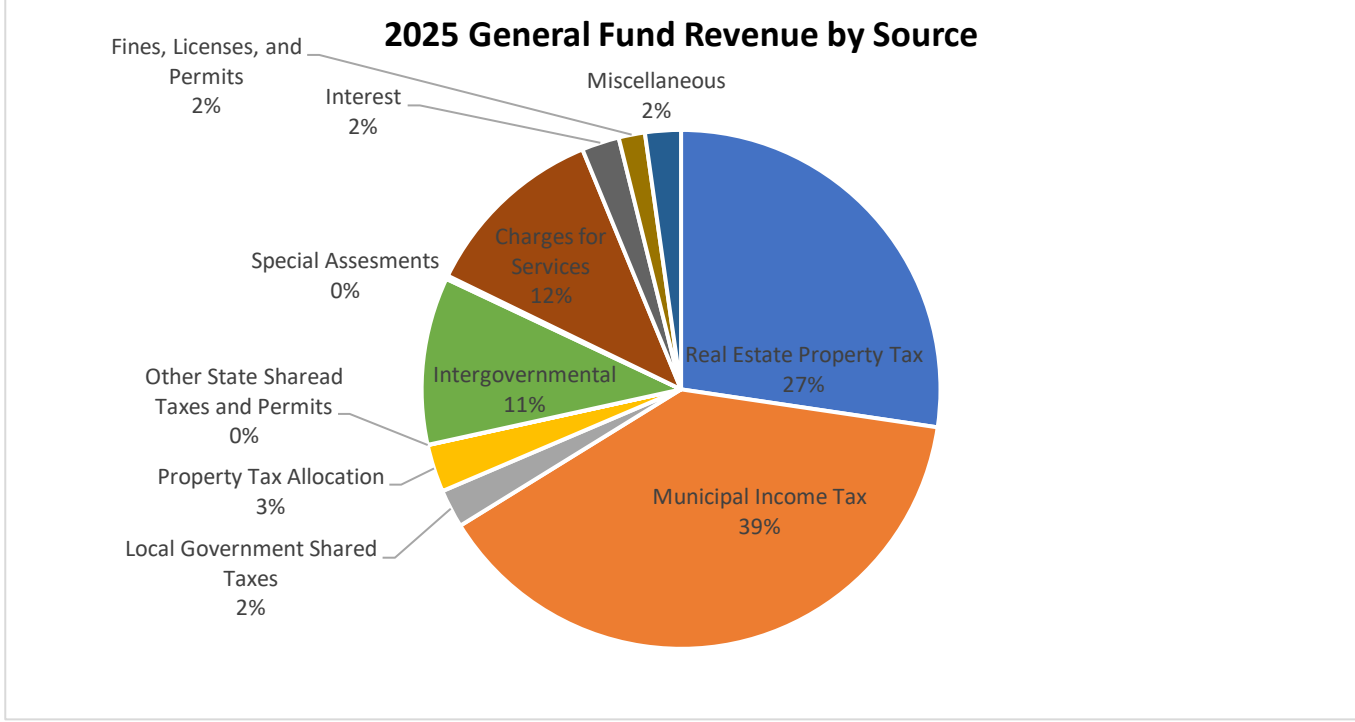
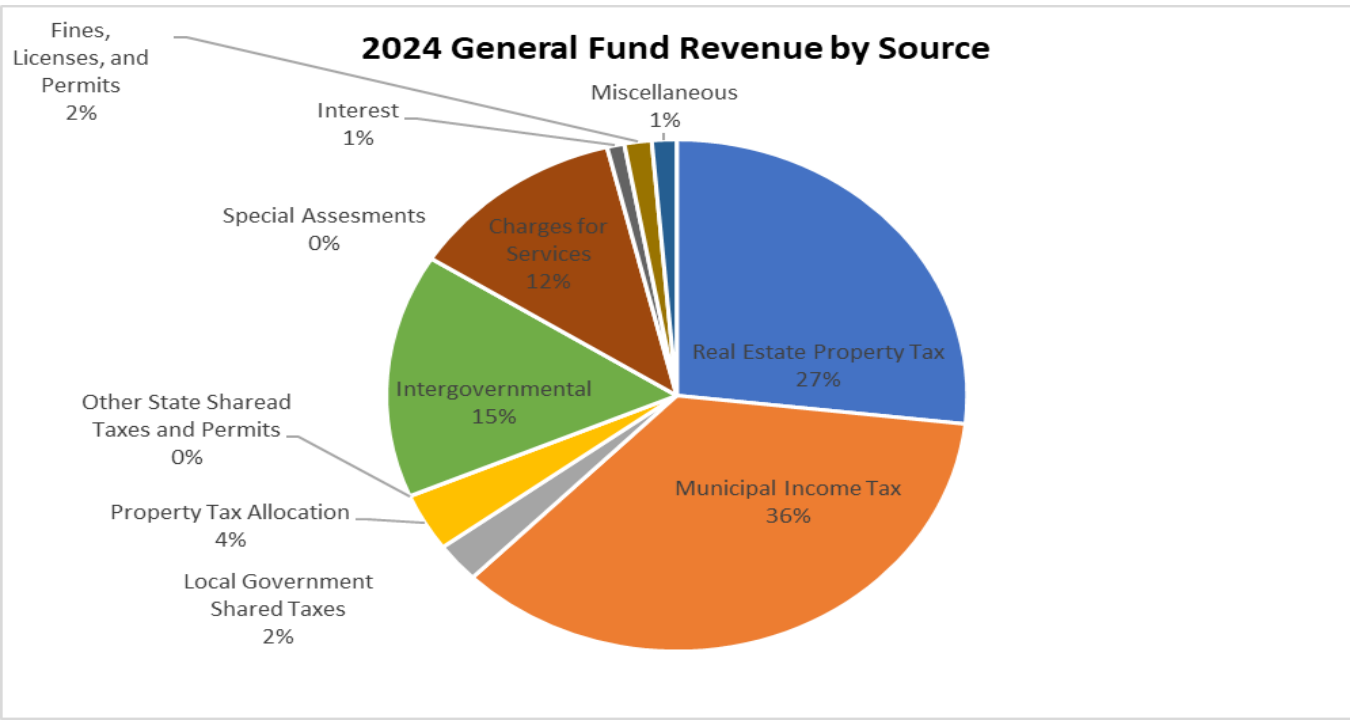
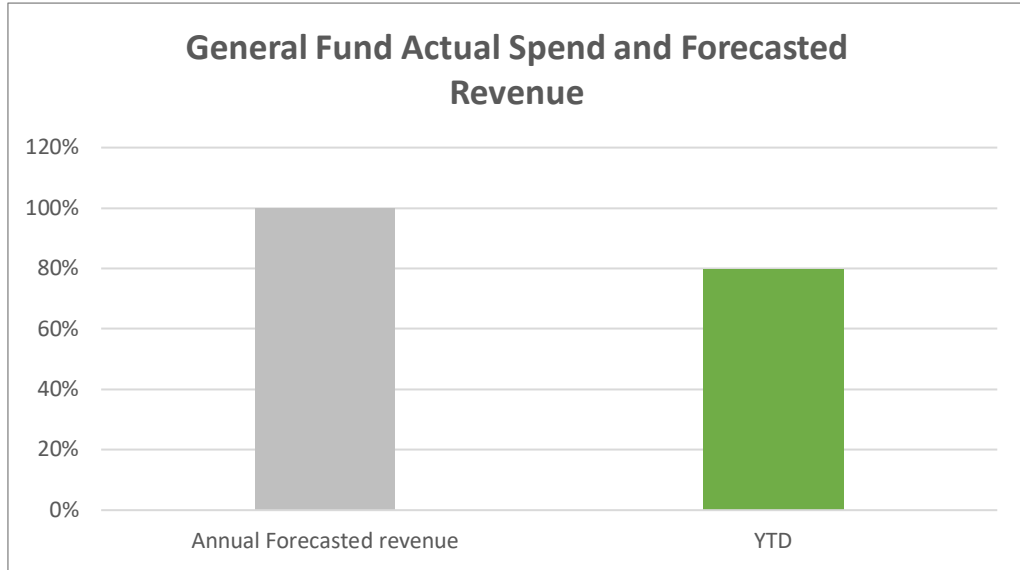
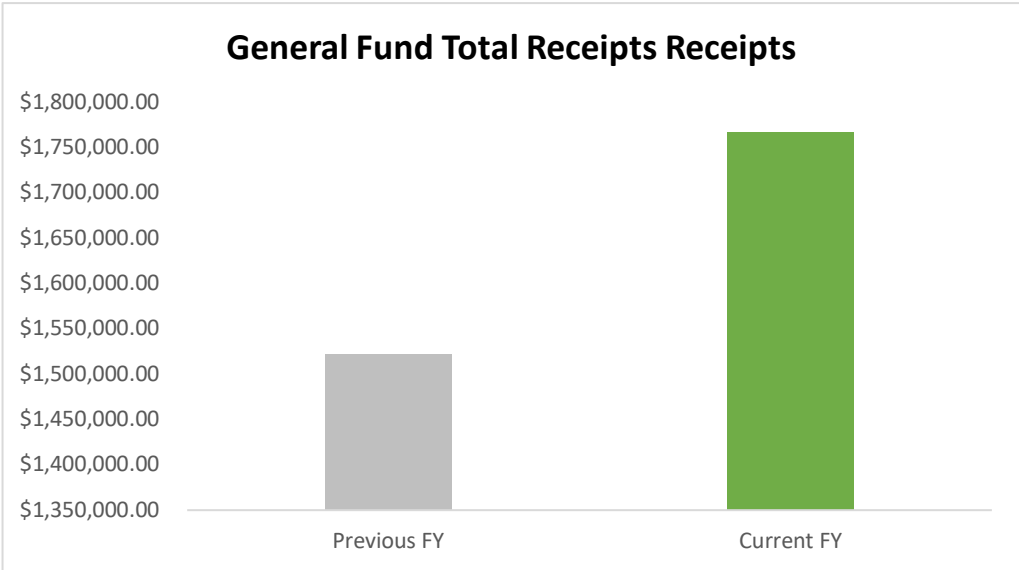
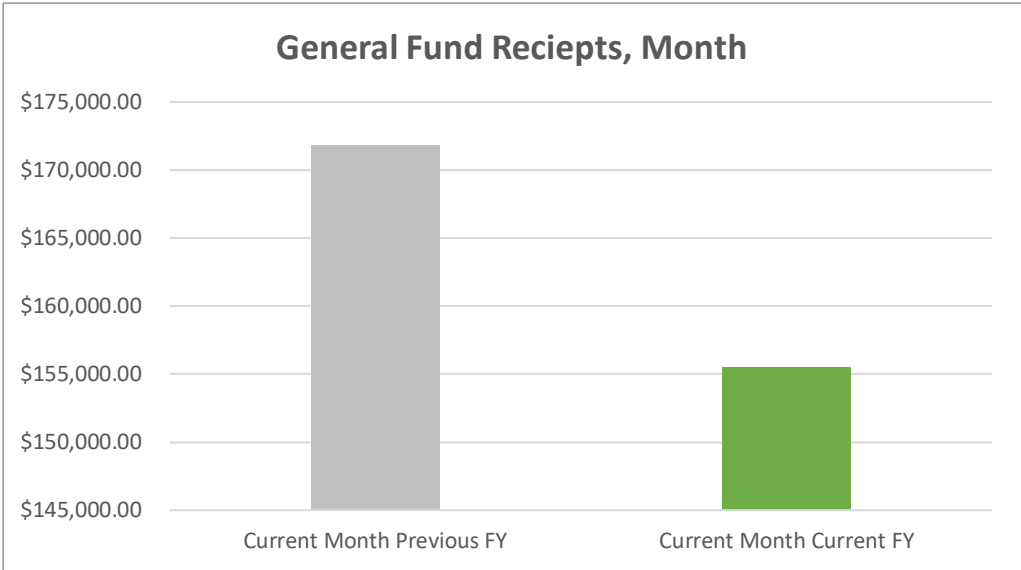
Income Tax Revenue



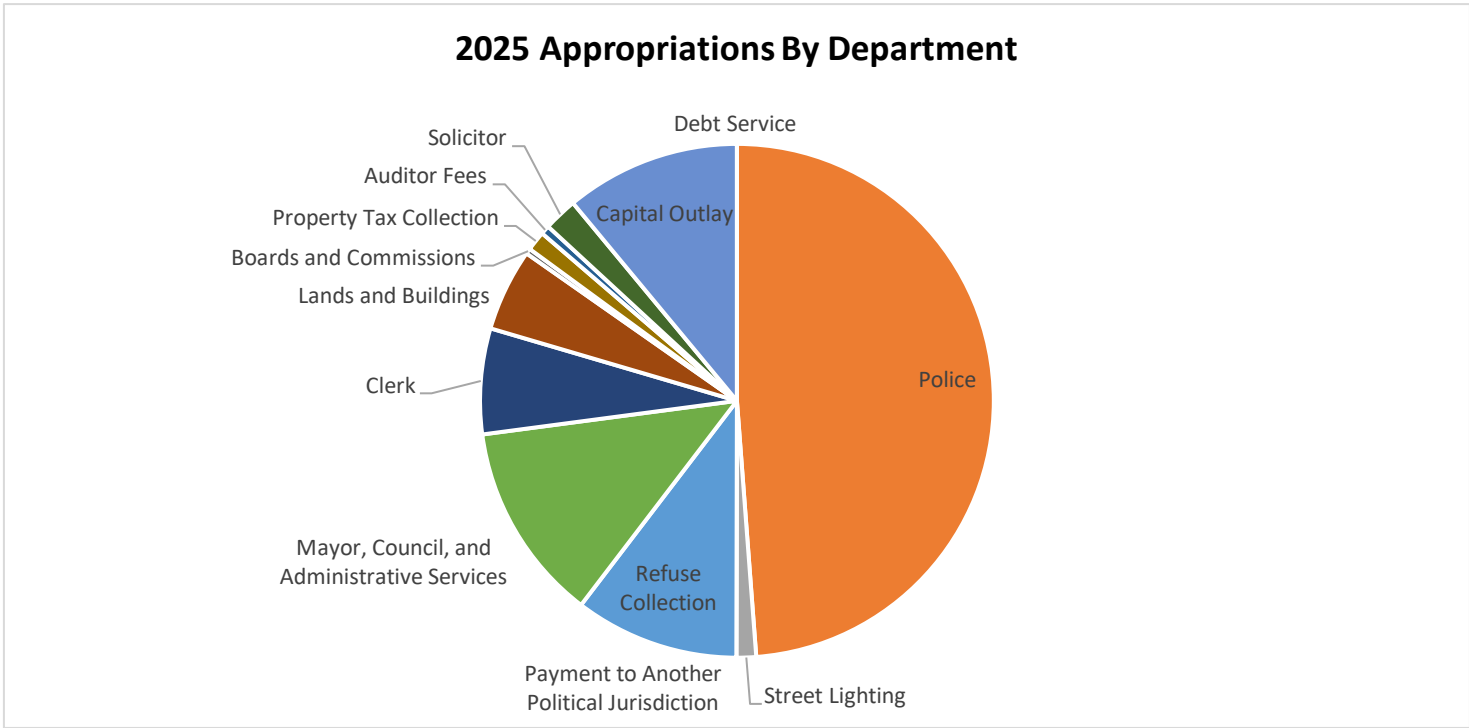
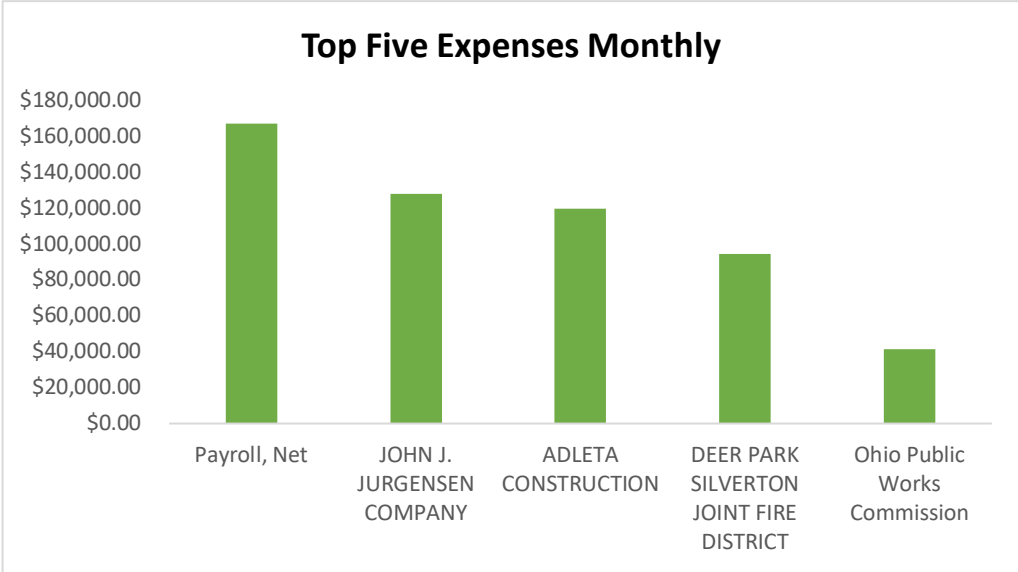
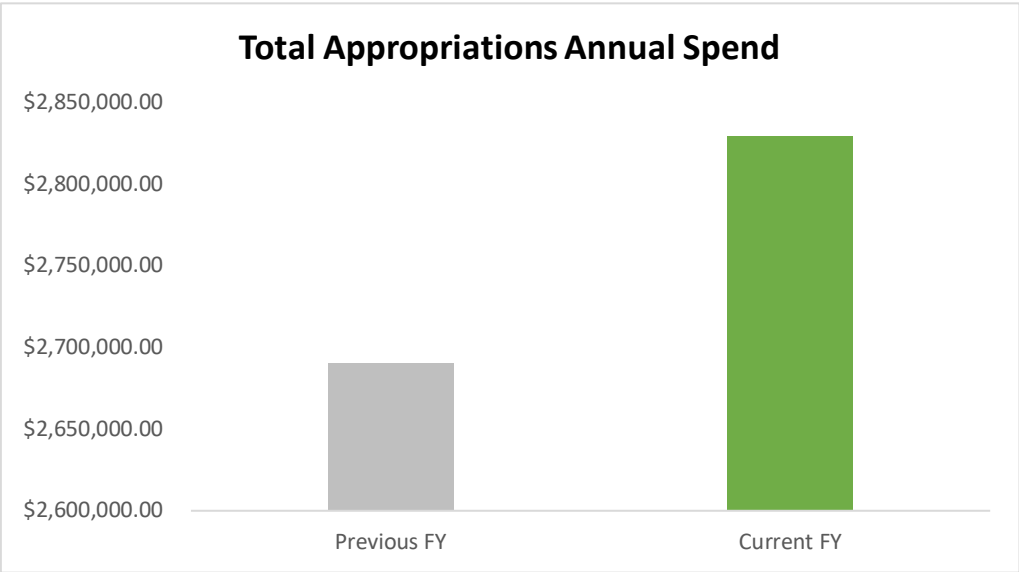
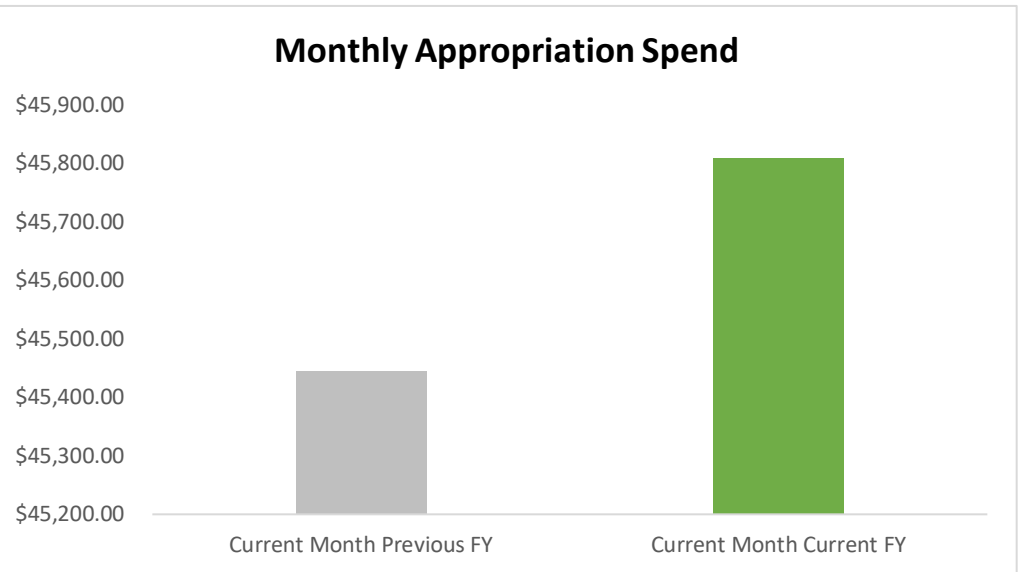
Property Tax Revenue



General Fund



Appropriations



Village of Golf Manor

Financial Definitions

Appropriation: A law that authorizes the spending of money.

Bank Reconciliation: A summary of banking and business activity that reconciles an entity's bank account with its financial records.

Capital Funds: Sum of money established to finance the acquisition of fixed assets, such as buildings or equipment.

Cleared Payment: A transfer of money to a vendor that has been processed by the banking entity.

Cleared receipts: a sum of money that that has been received and has been processed by a banking entity.

Debt Service Funds: A sum of money that is set aside to pay a debt.

Financial Statement: a report stating the financial condition of a government or corporation.

Fund: Accounts in which records are kept for separate revenue and expenditure streams.

Fund balance: the net worth of an organization; total assets minus total liabilities.

General Funds: In governmental accounting, a sum of money set aside for day-to-day expense and not for special purposes.

Income Tax: Taxes generated on a person's individual income from wages and salary. Current Village Income Tax rate is 1.7%.

Millage: The tax rate used to calculate local property taxes. The millage rate represents the amount per every \$1,000 of a property's assessed value.

Outstanding Payment: A transfer of money to a vendor that has not been processed by a banking entity.

Payment: A transfer of money, goods, or services in exchange for goods and services in acceptable proportions that have been previously agreed upon by all parties involved.

Property Tax: A tax generated on the value of a person's real property.

Receipts: a document that represents proof of money received.

Restricted Funds: Funds that can only be used for specific purposes.

Revenue: the inflow of assets to the Village in form of money. Revenue can be generated through the receipt of tax funds, donations, grants, and the selling of assets.

Special Revenue Funds: Funds in governmental accounting set aside for specific purposes, unlike a general fund.

Unrestricted Funds: Funds free from any restriction and available for general use.