

Village of Golf Manor

August 2024



Financial Packet

Table of Contents

- Bank Reconciliation
- Bank Balances
- Outstanding Payment Listing
- Cleared Payment Listing
- Outstanding Receipts Listing
- Cleared Receipts Listing
- Cleared Adjustments Listing
- General Fund Overview
- Fund Summary Report
- Appropriation Status Report
- Revenue Status Report
- Financial Dashboard
- Financial Definitions

Bank Reconciliation

Reconciled Date 8/31/2024

Posted 9/3/2024 12:40:05 PM

Prior UAN Balance:		\$2,853,683.72
Receipts:	+	\$1,300,849.77
Payments:	-	\$618,074.26
Adjustments:	+	<u>-\$507.89</u>
Current UAN Balance as of 08/31/2024:		\$3,535,951.34
Other Adjusting Factors:	+	<u>\$0.00</u>
Adjusted UAN Balance as of 08/31/2024:		<u><u>\$3,535,951.34</u></u>
Entered Bank Balances as of 08/31/2024:		\$3,612,537.32
Deposits in Transit:	+	\$0.00
Outstanding Payments:	-	\$76,585.98
Outstanding Adjustments:	+	\$0.00
Other Adjusting Factors:	+	<u>\$0.00</u>
Adjusted Bank Balances as of 08/31/2024:		<u><u>\$3,535,951.34</u></u>

Balances Reconciled

Governing Board Signatures

There are no outstanding receipts as of 08/31/2024.

There are no outstanding adjustments as of 08/31/2024.

Bank Balances

Reconciled Date 8/31/2024

Posted 9/3/2024 12:40:05 PM

<u>Type</u>	<u>Name</u>	<u>Number</u>	<u>Prior Bank Balance</u>	<u>Calculated Bank Balance</u>	<u>Entered Bank Balance</u>	<u>Difference</u>
Primary	PRIMARY		\$232,447.29	\$821,687.42	\$821,187.40	-\$500.02
Secondary	mayor ct		\$10,220.71	\$10,220.71	\$10,714.71	\$494.00
Secondary	POLICE LAW		\$10,965.51	\$10,965.51	\$10,971.53	\$6.02
Investment	5/3 Saving		\$1,004,874.39	\$1,138,272.02	\$1,138,272.02	\$0.00
Investment	Star Ohio		\$1,623,912.22	\$1,631,391.66	\$1,631,391.66	\$0.00
Total:			<u>\$2,882,420.12</u>	<u>\$3,612,537.32</u>	<u>\$3,612,537.32</u>	<u>\$0.00</u>

Outstanding Payments

Reconciled Date 8/31/2024

Posted 9/3/2024 12:40:05 PM

<u>Account</u>	<u>Type</u>	<u>Payment #</u>	<u>Post Date</u>	<u>Vendor / Payee</u>	<u>Amount</u>
PRIMARY	Warrant	21840	08/08/2024	AMAZON CAPITAL SERVICES INC	\$60.08
PRIMARY	Warrant	21849	08/08/2024	H. HAFNER & SONS INC.	\$30.00
PRIMARY	Warrant	21862	08/15/2024	BRITTNEY KREIMER	\$105.70
PRIMARY	Warrant	21871	08/15/2024	GTR CINTI AFRICAN AMERICAN CHAMBER OF COMM	\$300.00
PRIMARY	Warrant	21881	08/22/2024	ELLEN WOLF-PERAZZO	\$550.00
PRIMARY	Warrant	21886	08/22/2024	THE MILLCRAFT PAPER COMPANY	\$145.23
PRIMARY	Warrant	21887	08/22/2024	PITNEY BOWES	\$225.99
PRIMARY	Warrant	21888	08/22/2024	SIGNAL HILL SOLUTIONS, INC	\$5,467.70
PRIMARY	Warrant	21889	08/22/2024	STEWART TIRE	\$662.05
PRIMARY	Warrant	21892	08/29/2024	BUTLER AND BOYMEI, LLC	\$5,585.25
PRIMARY	Warrant	21893	08/29/2024	GALLS, LLC	\$92.79
PRIMARY	Warrant	21894	08/29/2024	GEILER COMPANY	\$855.81
PRIMARY	Warrant	21895	08/29/2024	HAMILTON COUNTY ASSOCIATION CHIEF POLICE	\$100.00
PRIMARY	Warrant	21896	08/29/2024	JEFFERSON HEALTH PLAN	\$19,737.45
PRIMARY	Warrant	21897	08/29/2024	Joseph Farthing	\$444.60
PRIMARY	Warrant	21898	08/29/2024	MOBILCOMM	\$240.00
PRIMARY	Warrant	21899	08/29/2024	RIDGECREST PRODUCTS	\$203.00
PRIMARY	Warrant	21900	08/29/2024	TRAFFIC CONTROL PRODUCTS	\$40.00
PRIMARY	Warrant	21901	08/29/2024	LOCKERTAGS	\$38.70
PRIMARY	Warrant	21903	08/29/2024	JAG SPORTING GOODS	\$600.00
PRIMARY	Warrant	21904	08/29/2024	GEILER COMPANY	\$41,101.63
					\$76,585.98

Cleared Payments

Reconciled Date 8/31/2024

Posted 9/3/2024 12:40:05 PM

Account	Type	Payment #	Post Date	Vendor / Payee	Amount
PRIMARY	Electronic	147-2024	07/31/2024	Ohio Bureau of Workers Compensation	\$1,070.73
PRIMARY	Electronic	148-2024	07/31/2024	FIDELITY SECURITY LIFE INSURANCE CO	\$141.28
PRIMARY	Electronic	151-2024	07/24/2024	AFLAC	\$350.62
PRIMARY	Electronic	152-2024	08/01/2024	Payroll, Net	\$38,020.64
PRIMARY	Electronic	153-2024	08/01/2024	Payroll, Net	\$7,968.34
PRIMARY	Electronic	154-2024	08/01/2024	Payroll, Net	\$750.02
PRIMARY	Electronic	155-2024	08/01/2024	Payroll, Net	\$1,285.39
PRIMARY	Electronic	156-2024	08/05/2024	PXC, INC	\$638.16
PRIMARY	Electronic	157-2024	08/06/2024	OHIO PUBLIC EMPLOYEES DEF COMP	\$1,555.00
PRIMARY	Electronic	160-2024	08/08/2024	US BANK	\$509.13
PRIMARY	Electronic	161-2024	08/08/2024	US BANK	\$510.12
PRIMARY	Electronic	162-2024	08/08/2024	WEX BANK	\$3,140.45
PRIMARY	Electronic	163-2024	08/15/2024	Payroll, Net	\$38,327.26
PRIMARY	Electronic	164-2024	08/15/2024	Payroll, Net	\$7,929.93
PRIMARY	Electronic	165-2024	08/15/2024	Payroll, Net	\$750.02
PRIMARY	Electronic	166-2024	08/15/2024	Payroll, Net	\$1,360.39
PRIMARY	Electronic	167-2024	08/21/2024	FIFTH THIRD BANK	\$662.07
PRIMARY	Electronic	168-2024	08/21/2024	PXC, INC	\$560.06
PRIMARY	Electronic	169-2024	08/21/2024	OHIO PUBLIC EMPLOYEES DEF COMP	\$1,860.00
PRIMARY	Electronic	170-2024	08/22/2024	AFLAC	\$525.93
PRIMARY	Electronic	171-2024	08/22/2024	RELIANCE STANDARD	\$961.22
PRIMARY	Electronic	172-2024	08/22/2024	SUN LIFE	\$1,235.83
PRIMARY	Electronic	173-2024	08/22/2024	STANDARD INSURANCE COMPANY	\$600.82
PRIMARY	Electronic	174-2024	08/29/2024	US BANK	\$1,186.06
PRIMARY	Electronic	175-2024	08/29/2024	Ohio Police & Fire Pension Fund	\$20,889.71
PRIMARY	Electronic	176-2024	08/29/2024	Ohio Public Employees Retirement System	\$3,659.17
PRIMARY	Electronic	177-2024	08/29/2024	Ohio Public Employees Retirement System	\$5,668.50
PRIMARY	Electronic	178-2024	08/29/2024	Payroll, Net	\$44,720.12
PRIMARY	Electronic	179-2024	08/29/2024	Payroll, Net	\$8,940.65
PRIMARY	Electronic	180-2024	08/29/2024	Payroll, Net	\$750.02
PRIMARY	Electronic	181-2024	08/29/2024	Payroll, Net	\$1,360.39
PRIMARY	Electronic	182-2024	08/30/2024	PXC, INC	\$671.63
PRIMARY	Electronic	183-2024	08/30/2024	CORRECT TRANSACTIONS	\$4,851.00

Cleared Payments

Reconciled Date 8/31/2024

Posted 9/3/2024 12:40:05 PM

Account	Type	Payment #	Post Date	Vendor / Payee	Amount
PRIMARY	Electronic	184-2024	08/22/2024	SUN LIFE	\$1,235.83
PRIMARY	Warrant	21729	05/23/2024	MAYORS ASSOCIATION OF OHIO	\$250.00
PRIMARY	Warrant	21776	06/27/2024	HYLANT ADMINISTRATIVE SERVICES	\$1,000.00
PRIMARY	Warrant	21809	07/25/2024	AFFORDABLE PEST CONTROL	\$68.00
PRIMARY	Warrant	21812	07/25/2024	BETHESDA HEALTH CARE	\$42.00
PRIMARY	Warrant	21813	07/25/2024	CAPITAL ELECTRIC LINE BUILDERS	\$405.04
PRIMARY	Warrant	21818	07/25/2024	ELLEN WOLF-PERAZZO	\$550.00
PRIMARY	Warrant	21827	07/25/2024	AFLAC	\$350.62
PRIMARY	Warrant	21830	07/25/2024	Sedgwick Claims Management Services, Inc	\$1,100.00
PRIMARY	Warrant	21831	07/31/2024	ASSN. OF MAYORS COURT CLERKS	\$200.00
PRIMARY	Warrant	21832	07/31/2024	DELUXE SMALL BUSINESS SALES, INC.	\$564.52
PRIMARY	Warrant	21833	07/31/2024	FBI-LEEDA INC	\$795.00
PRIMARY	Warrant	21834	07/31/2024	FLAGGS USA INC	\$1,135.00
PRIMARY	Warrant	21835	07/31/2024	JEFFERSON HEALTH PLAN	\$19,439.67
PRIMARY	Warrant	21836	07/31/2024	STEWART TIRE	\$999.00
PRIMARY	Warrant	21838	07/31/2024	CHARLOTTE BRUEWER	\$169.22
PRIMARY	Warrant	21839	08/08/2024	AMERICAN TACTICAL K9 ASSOCIATION	\$750.00
PRIMARY	Warrant	21841	08/08/2024	BOARD OF COUNTY COMMISSIONERS	\$998.00
PRIMARY	Warrant	21842	08/08/2024	BRAMBLE MOWER SALES	\$1,550.43
PRIMARY	Warrant	21843	08/08/2024	DUKE ENERGY	\$5,804.17
PRIMARY	Warrant	21844	08/08/2024	ECLIPSE	\$73.45
PRIMARY	Warrant	21845	08/08/2024	GALLS, LLC	\$337.92
PRIMARY	Warrant	21846	08/08/2024	GREATER CINTI FINANCE OFFICERS ASSOCIATION	\$20.00
PRIMARY	Warrant	21847	08/08/2024	M.J.DONOVAN ENTERPRISES INC	\$655.00
PRIMARY	Warrant	21848	08/08/2024	Greater Cincinnati Water Works	\$264.05
PRIMARY	Warrant	21850	08/08/2024	KELLY S ROBINSON	\$107.00
PRIMARY	Warrant	21851	08/08/2024	HYLANT ADMINISTRATIVE SERVICES	\$142.00
PRIMARY	Warrant	21852	08/08/2024	JEFFERY BAKER & ASSOCIATES INCORPORATED	\$800.00
PRIMARY	Warrant	21853	08/08/2024	JESS SUMMERS	\$1,775.00
PRIMARY	Warrant	21854	08/08/2024	JMA CONSULTANTS, INC	\$53,400.00
PRIMARY	Warrant	21855	08/08/2024	PURCHASE POWER	\$303.00

Cleared Payments

Reconciled Date 8/31/2024

Posted 9/3/2024 12:40:05 PM

<u>Account</u>	<u>Type</u>	<u>Payment #</u>	<u>Post Date</u>	<u>Vendor / Payee</u>	<u>Amount</u>
PRIMARY	Warrant	21856	08/08/2024	RUMPKER CONTAINER	\$23,032.28
PRIMARY	Warrant	21857	08/08/2024	SAFETY SHOE DIST OF OKI INC	\$75.00
PRIMARY	Warrant	21858	08/08/2024	SHERWIN WILLIAMS	\$580.60
PRIMARY	Warrant	21859	08/08/2024	SUN LIFE	\$946.97
PRIMARY	Warrant	21860	08/08/2024	SUPERIOR JANITOR SUPPLY	\$370.10
PRIMARY	Warrant	21861	08/08/2024	T-MOBILE USA, INC	\$371.06
PRIMARY	Warrant	21863	08/15/2024	AMAZON CAPITAL SERVICES INC	\$57.78
PRIMARY	Warrant	21864	08/15/2024	BETHESDA HEALTH CARE	\$66.00
PRIMARY	Warrant	21865	08/15/2024	CHARTER COMMUNICATIONS HOLDINGS LLC	\$140.41
PRIMARY	Warrant	21866	08/15/2024	CINCINNATI BELL	\$441.32
PRIMARY	Warrant	21867	08/15/2024	CINCINNATI BELL TECHNOLOGY SOLUTIONS	\$12.84
PRIMARY	Warrant	21868	08/15/2024	DEER PARK SILVERTON JOINT FIRE DISTRICT	\$45,833.33
PRIMARY	Warrant	21869	08/15/2024	FIFTH THIRD BANK	\$1,726.75
PRIMARY	Warrant	21870	08/15/2024	GALLS, LLC	\$44.00
PRIMARY	Warrant	21872	08/15/2024	LOWES BUSINESS ACCOUNTING	\$356.89
PRIMARY	Warrant	21873	08/15/2024	THE MILLCRAFT PAPER COMPANY	\$653.50
PRIMARY	Warrant	21874	08/15/2024	WRIGHT BROTHERS	\$27.86
PRIMARY	Warrant	21875	08/15/2024	SUPERIOR JANITOR SUPPLY	\$49.60
PRIMARY	Warrant	21876	08/15/2024	DUKE ENERGY	\$1.18
PRIMARY	Warrant	21877	08/22/2024	ADLETA CONSTRUCTION	\$20,787.30
PRIMARY	Warrant	21878	08/22/2024	AFFORDABLE PEST CONTROL	\$68.00
PRIMARY	Warrant	21879	08/22/2024	AMAZON CAPITAL SERVICES INC	\$179.00
PRIMARY	Warrant	21880	08/22/2024	BETHESDA HEALTH CARE	\$1,415.00
PRIMARY	Warrant	21882	08/22/2024	GALLS, LLC	\$269.95
PRIMARY	Warrant	21883	08/22/2024	HAMILTON COUNTY CORONER	\$110.00
PRIMARY	Warrant	21884	08/22/2024	INTL CITY/COUNTY MGMT ASSOC	\$478.40
PRIMARY	Warrant	21885	08/22/2024	JEFF WYLER EASTGATE	\$592.98
PRIMARY	Warrant	21890	08/22/2024	TREASURER, STATE OF OHIO	\$1,005.00
PRIMARY	Warrant	21891	08/22/2024	CHARLOTTE BRUEWER	\$337.00
PRIMARY	Warrant	21902	08/29/2024	MT. HEALTHY AUTO BODY, INC.	\$500.00
PRIMARY	Inv Transfer		08/30/2024	Transfer To Investment 5/3 Saving	\$150,000.00
5/3 Saving	Inv Transfer		08/29/2024	Transfer From Investment 5/3 Saving	\$21,000.00
					\$570,224.68

Cleared Receipts

Reconciled Date 8/31/2024

Posted 9/3/2024 12:40:05 PM

Account	Type	Ticket #	Receipt #	Post Date	Source	Amount
PRIMARY	Standard		268-2024	08/01/2024	Betty Hewell	\$25.00
PRIMARY	Memo		237-2024	08/05/2024	RITA	\$72,888.70
PRIMARY	Standard		238-2024	08/07/2024	State of Ohio	\$878.26
PRIMARY	Standard		246-2024	08/12/2024	Ohio Attorney General	\$510.97
PRIMARY	Standard		249-2024	08/12/2024	STATE OF OHIO	\$1,360.07
PRIMARY	Standard	334728316	247-2024	08/12/2024	Bill Coker	\$35.00
PRIMARY	Standard	334728316	248-2024	08/12/2024	MAYOR'S COURT	\$3,924.00
PRIMARY	Standard		250-2024	08/14/2024	State of Ohio	\$134,397.14
PRIMARY	Memo		251-2024	08/15/2024	RITA	\$7,182.35
PRIMARY	Standard		252-2024	08/16/2024	State of Ohio	\$16,331.15
PRIMARY	Standard		271-2024	08/16/2024	Cincinnati Bell Dynamics	\$3,374.80
PRIMARY	Standard	081524	269-2024	08/16/2024	Tamara Hammond	\$50.00
PRIMARY	Standard	081524	270-2024	08/16/2024	Nancy M Eigel Miller	\$25.00
PRIMARY	Standard		272-2024	08/19/2024	Elizabeth Collings	\$25.00
PRIMARY	Standard		273-2024	08/19/2024	Mandy Carroll	\$25.00
PRIMARY	Standard		253-2024	08/20/2024	TREAS DEA MISC	\$2,102.14
PRIMARY	Standard		254-2024	08/20/2024	TREAS DEA MISC	\$3,990.72
PRIMARY	Standard		255-2024	08/20/2024	TREAS DEA MISC	\$4,569.88
PRIMARY	Standard	335978040	256-2024	08/20/2024	HOLLY HARRIS	\$50.00
PRIMARY	Standard	335978040	257-2024	08/20/2024	DEPT OF PUBLIC SAFETY	\$3,393.75
PRIMARY	Standard		258-2024	08/21/2024	Hamilton County	\$5,930.33
PRIMARY	Standard		263-2024	08/27/2024	Treasury	\$547.60
PRIMARY	Standard		264-2024	08/27/2024	Treasury	\$1,095.20
PRIMARY	Standard		265-2024	08/27/2024	American Tower	\$1,444.88
PRIMARY	Standard	336670978	259-2024	08/27/2024	MTL Construction	\$70.00
PRIMARY	Standard	336670978	260-2024	08/27/2024	YMD Properties	\$69.62
PRIMARY	Standard	336670978	261-2024	08/27/2024	Betty Goins	\$69.62
PRIMARY	Standard	336670978	262-2024	08/27/2024	John Johnston	\$69.62
PRIMARY	Memo		266-2024	08/30/2024	Hamilton County Auditor	\$843,530.06
PRIMARY	Standard		267-2024	08/30/2024	Charter Communications	\$4,655.82
PRIMARY	Standard		274-2024	08/30/2024	Fifth Third Bank	\$4.67
PRIMARY	Standard		275-2024	08/30/2024	Fifth Third Bank	\$1.35
PRIMARY	Standard		278-2024	08/31/2024	CORRECT TRANSACTIONS	\$5,345.00
PRIMARY	Inv Transfer			08/29/2024	Transfer From Investment 5/3 Saving	\$21,000.00
5/3 Saving	Inv Transfer			08/30/2024	Transfer To Investment 5/3 Saving	\$150,000.00
5/3 Saving	Interest		277-2024	08/30/2024	5/3 Saving	\$4,397.63
Star Ohio	Interest		276-2024	08/30/2024	Star Ohio	\$7,479.44
						\$1,300,849.77

Cleared Adjustments

Reconciled Date 8/31/2024

Posted 9/3/2024 12:40:05 PM

Account	Type	Item #	Post Date	Source or Payee	Amount
PRIMARY	Payment Adj	148-2024	08/01/2024	FIDELITY SECURITY LIFE INSURANCE CO	\$4.00
PRIMARY	Receipt Adj	269-2024	08/16/2024	Tamara Hammond	\$0.01
PRIMARY	Receipt Adj	236-2024	08/07/2024	National Opioid Settlement Fund	-\$511.90
					-\$507.89
					-\$507.89

Revenues

Income Tax - General Fund	
Aug-24	\$84,102.22
Aug-23	\$79,897.55
	\$ 4,204.67 5.3%
FYTD 2024	\$760,313.76
FYTD 2023	\$716,625.46
	\$ 43,688.30 6.1%

Real Estate Tax - All Funds	
FYTD 2024	\$1,900,539.55
FYTD 2023	\$1,832,206.67
	\$ 68,332.88 3.7%

General Fund	Revenues
Aug-24	\$476,883.67
Aug-23	\$140,823.56
	\$ 336,060.11 238.6%
FYTD 2024	\$2,130,918.59
FYTD 2023	\$1,611,750.88
	\$ 519,167.71 32.2%

General Fund	Fund Balance
Aug-24	\$1,210,201.37
Aug-23	\$900,953.50
	\$ 309,247.87 34%

Fund	Interest	
	Month	Year
Star OH	\$ 7,479.44	\$ 58,325.62
Fifth Third Savings	\$ 4,397.63	\$ 28,955.28
	\$ 11,877.07	\$ 87,280.90

Expenses/Budget

General Fund Appropriations	Expenses	Transfers	Total
Aug-24	\$280,769.81		\$280,769.81
Aug-23	\$226,628.26	\$ -	\$226,628.26
	\$ 54,141.55	\$ -	\$ 54,141.55
FYTD 2024	\$1,751,806.19	\$213,500.00	\$1,965,306.19
FYTD 2023	\$1,728,136.36	\$ -	\$1,728,136.36
	\$ 23,669.83	\$ 213,500.00	\$ 237,169.83

General Fund	Appropriation	Expended	% of Approp.
2024	\$2,690,119.29	\$1,965,306.19	\$0.00
2023 - Final Appropriation	\$2,947,092.52	\$1,728,136.36	\$0.00

For the month of August FY24, the Village had a combined bank balance of \$3,612,537.32. Of this amount \$821,187.40, can be found in the Village’s primary checking accounts, and \$1,138,272.02, can be found in the Village's high interest savings account. The remaining balances reside in other Village dedicated funds.

The Village generated \$84,102.22, in General Fund income tax receipts. RITA collections are approximately 5% higher than August of the previous year. For the year, the Village has collected \$760,313.76, in GF income tax receipts. This continues the approximately 6% trend increase over YTD FY23.

The Village received the second bi-annual disbursement of real estate taxes from the Hamilton County Auditor, in the amount of \$855,538.12. Homestead/Rollback funds have not yet been received from the state yet, but are expected in September.

As for receipts, the Village received \$476,883.67, in General Fund receipts. This number is \$336,060.11, more than August FY23, mostly due to the early receipt of Real Estate taxes from the County. The Star Ohio Fund earned \$7,479.44. The high interest Fifth Third Savings account earned \$4,397.63 in interest.

The **top five payees** for the month were Payroll, JMA Consultants, DPS, Geiler, and Rumpke Container.

Total Village General Fund Appropriations spend for the month was in the amount of \$280,769.81. This figure is \$54,141.55, more than August FY23, due to processing 3 payrolls.

The Village had 20 outstanding payments that totaled \$76,585.98. Village Administration will continue to monitor appropriation spend and make any adjustments deemed necessary.

Fund Status

As Of 8/31/2024

Fund Number	Fund Name	% of Total Pooled	Fund Balance	Investments (Non-Pooled)	Checking & Pooled Investments (Pooled)
1000	General	34.227%	\$1,210,201.37	\$0.00	\$1,210,201.37
2011	Street Construction, Maint. and Repair	10.285%	\$363,682.09	\$0.00	\$363,682.09
2061	HOME IMPROVEMENT GRANTS	0.000%	\$0.00	\$0.00	\$0.00
2071	Recreation Commission Fund	0.044%	\$1,570.48	\$0.00	\$1,570.48
2081	Federal Law EnforceTrust Fund	0.664%	\$23,483.74	\$0.00	\$23,483.74
2091	Law Enforcement Trust	0.069%	\$2,454.85	\$0.00	\$2,454.85
2101	Permissive Motor Vehicle License Tax	1.246%	\$44,074.17	\$0.00	\$44,074.17
2151	Coronavirus Relief Fund	4.618%	\$163,277.71	\$0.00	\$163,277.71
2152	Coronavirus Relief Fund	0.000%	\$0.00	\$0.00	\$0.00
2901	COMPUTER FUND	0.142%	\$5,035.33	\$0.00	\$5,035.33
2902	FIRE LEVY	8.472%	\$299,549.77	\$0.00	\$299,549.77
2903	POLICE LEVY	15.549%	\$549,801.95	\$0.00	\$549,801.95
2904	STREET LEVY	22.430%	\$793,099.07	\$0.00	\$793,099.07
2905	Recycling Fund	0.186%	\$6,594.08	\$0.00	\$6,594.08
2906	Mayor's Court Operation & Facilities	0.479%	\$16,933.77	\$0.00	\$16,933.77
2907	Building Hazard Abatement Fund	0.423%	\$14,940.60	\$0.00	\$14,940.60
2908	Public Safety Appreciation Fund	0.108%	\$3,827.76	\$0.00	\$3,827.76
2909	Recycling Special Revenue	0.195%	\$6,891.94	\$0.00	\$6,891.94
2910	OneOhio Recovery Fund	0.459%	\$16,238.62	\$0.00	\$16,238.62
3901	GENERAL OBLIGATION	0.000%	\$0.00	\$0.00	\$0.00
4901	RECYCLING FUND	0.000%	\$0.00	\$0.00	\$0.00
4902	BOND ASSESSMENT	0.000%	\$0.00	\$0.00	\$0.00
4903	SIDEWALK REPAIR	0.000%	\$0.00	\$0.00	\$0.00
9101	Unclaimed Monies	0.083%	\$2,938.43	\$0.00	\$2,938.43
9901	Mayor's Court	0.321%	\$11,355.61	\$0.00	\$11,355.61
All Funds Total			\$3,535,951.34	\$0.00	\$3,535,951.34
Pooled Investments					\$2,863,663.68
Secondary Checking Accounts					\$27,731.00
Available Primary Checking Balance					\$644,556.66

Last reconciled to bank: 08/31/2024 – Total other adjusting factors: \$0.00

Appropriation Status

By Fund

As Of 8/31/2024

Fund: General
 Pooled Balance: \$1,210,201.37
 Non-Pooled Balance: \$0.00
 Total Cash Balance: \$1,210,201.37

Account Code	Account Name	Reserved for Encumbrance 12/31	Reserved for Encumbrance 12/31 Adjustment	Final Appropriation	Current Reserve for Encumbrance	YTD Expenditures	Unencumbered Balance	YTD % Expenditures
1000-110-190-0000	D Other - Personal Services	\$0.00	\$0.00	\$707,732.86	\$0.00	\$486,911.04	\$220,821.82	68.799%
1000-110-211-0000	D Ohio Public Employees Retirement System	\$0.00	\$0.00	\$17,037.51	\$0.00	\$10,375.74	\$6,661.77	60.899%
1000-110-213-0000	D Medicare	\$0.00	\$0.00	\$10,262.27	\$0.00	\$6,718.27	\$3,544.00	65.466%
1000-110-215-0000	D Ohio Police and Fire Pension Fund	\$0.00	\$0.00	\$176,588.05	\$0.00	\$118,353.83	\$58,234.22	67.023%
1000-110-221-0000	Medical/Hospitalization	\$0.00	\$0.00	\$121,009.55	\$0.00	\$71,441.65	\$49,567.90	59.038%
1000-110-222-0000	Life Insurance	\$0.00	\$0.00	\$6,198.86	\$0.00	\$4,605.85	\$1,593.01	74.302%
1000-110-223-0000	Dental Insurance	\$0.00	\$0.00	\$5,372.30	\$0.00	\$4,406.68	\$965.62	82.026%
1000-110-224-0000	Vision Insurance	\$0.00	\$0.00	\$951.57	\$0.00	\$561.60	\$389.97	59.018%
1000-110-225-0000	D Workers' Compensation	\$0.00	\$0.00	\$8,640.00	\$0.00	\$7,504.61	\$1,135.39	86.859%
1000-110-229-0000	Other - Insurance Benefits	\$0.00	\$0.00	\$7,000.00	\$260.00	\$4,554.04	\$2,185.96	65.058%
1000-110-252-0000	Travel and Transportation	\$0.00	\$0.00	\$0.00	\$0.00	\$0.00	\$0.00	0.000%
1000-110-270-0000	Uniforms and Clothing	\$0.00	\$0.00	\$9,960.00	\$4,151.31	\$4,904.69	\$904.00	49.244%
1000-110-320-0000	Communications, Printing and Advertising	\$0.00	\$0.00	\$27,800.00	\$5,692.18	\$16,315.04	\$5,792.78	58.687%
1000-110-329-0000	Other-Communications, Printing & Advertising	\$0.00	\$0.00	\$10,260.00	\$0.00	\$4,992.16	\$5,267.84	48.657%
1000-110-348-0000	Training Services	\$0.00	\$0.00	\$12,215.00	\$0.00	\$11,954.43	\$260.57	97.867%
1000-110-351-0000	Insurance and Bonding	\$0.00	\$0.00	\$12,850.00	\$0.00	\$6,706.84	\$6,143.16	52.193%
1000-110-353-0000	Liability Insurance Premiums	\$0.00	\$0.00	\$0.00	\$0.00	\$0.00	\$0.00	0.000%
1000-110-391-0000	Dues and Fees	\$0.00	\$0.00	\$12,700.00	\$220.00	\$12,480.00	\$0.00	98.268%
1000-110-410-0000	Office Supplies and Materials	\$0.00	\$0.00	\$2,000.00	\$330.15	\$1,032.83	\$637.02	51.642%
1000-110-420-0000	Operating Supplies and Materials	\$0.00	\$0.00	\$48,170.00	\$5,522.50	\$37,843.61	\$4,803.89	78.563%
1000-110-432-0000	Repairs and Maintenance of Machinery & Equip	\$0.00	\$0.00	\$0.00	\$0.00	\$0.00	\$0.00	0.000%
1000-110-433-0000	Repairs and Maintenance of Motor Vehicles	\$0.00	\$0.00	\$15,500.00	\$0.00	\$15,227.63	\$272.37	98.243%
1000-110-490-0000	Other - Supplies and Materials	\$0.00	\$0.00	\$0.00	\$0.00	\$0.00	\$0.00	0.000%
1000-110-520-0000	Equipment	\$3,346.74	\$0.00	\$14,341.83	\$0.09	\$6,358.01	\$11,330.47	35.944%
1000-110-550-0000	Motor Vehicles	\$0.00	\$0.00	\$0.00	\$0.00	\$0.00	\$0.00	0.000%
1000-110-590-0000	Other - Capital Outlay	\$0.00	\$0.00	\$0.00	\$0.00	\$0.00	\$0.00	0.000%
1000-120-190-0000	D Other - Personal Services	\$0.00	\$0.00	\$0.00	\$0.00	\$0.00	\$0.00	0.000%

Appropriation Status

By Fund

As Of 8/31/2024

Account Code	Account Name	Reserved for Encumbrance 12/31	Reserved for Encumbrance 12/31 Adjustment	Final Appropriation	Current Reserve for Encumbrance	YTD Expenditures	Unencumbered Balance	YTD % Expenditures
1000-120-212-0000	D Social Security	\$0.00	\$0.00	\$0.00	\$0.00	\$0.00	\$0.00	0.000%
1000-120-213-0000	D Medicare	\$0.00	\$0.00	\$0.00	\$0.00	\$0.00	\$0.00	0.000%
1000-120-215-0000	D Ohio Police and Fire Pension Fund	\$0.00	\$0.00	\$0.00	\$0.00	\$0.00	\$0.00	0.000%
1000-120-252-0000	Travel and Transportation	\$0.00	\$0.00	\$0.00	\$0.00	\$0.00	\$0.00	0.000%
1000-120-270-0000	Uniforms and Clothing	\$0.00	\$0.00	\$0.00	\$0.00	\$0.00	\$0.00	0.000%
1000-120-300-0000	Contractual Services	\$0.00	\$0.00	\$0.00	\$0.00	\$0.00	\$0.00	0.000%
1000-120-329-0000	Other-Communications, Printing & Advertising	\$0.00	\$0.00	\$0.00	\$0.00	\$0.00	\$0.00	0.000%
1000-120-348-0000	Training Services	\$0.00	\$0.00	\$0.00	\$0.00	\$0.00	\$0.00	0.000%
1000-120-391-0000	Dues and Fees	\$0.00	\$0.00	\$0.00	\$0.00	\$0.00	\$0.00	0.000%
1000-120-410-0000	Office Supplies and Materials	\$0.00	\$0.00	\$0.00	\$0.00	\$0.00	\$0.00	0.000%
1000-120-420-0000	Operating Supplies and Materials	\$0.00	\$0.00	\$0.00	\$0.00	\$0.00	\$0.00	0.000%
1000-120-432-0000	Repairs and Maintenance of Machinery & Equip	\$0.00	\$0.00	\$0.00	\$0.00	\$0.00	\$0.00	0.000%
1000-120-433-0000	Repairs and Maintenance of Motor Vehicles	\$0.00	\$0.00	\$0.00	\$0.00	\$0.00	\$0.00	0.000%
1000-120-490-0000	Other - Supplies and Materials	\$0.00	\$0.00	\$0.00	\$0.00	\$0.00	\$0.00	0.000%
1000-120-520-0000	Equipment	\$0.00	\$0.00	\$0.00	\$0.00	\$0.00	\$0.00	0.000%
1000-130-311-0000	Electricity	\$0.00	\$0.00	\$32,901.22	\$4,249.15	\$19,750.85	\$8,901.22	60.031%
1000-210-640-0000	Payment to Another Political Subdivision	\$0.00	\$0.00	\$0.00	\$0.00	\$0.00	\$0.00	0.000%
1000-310-420-0000	Operating Supplies and Materials	\$0.00	\$0.00	\$0.00	\$0.00	\$0.00	\$0.00	0.000%
1000-310-490-0000	Other - Supplies and Materials	\$0.00	\$0.00	\$0.00	\$0.00	\$0.00	\$0.00	0.000%
1000-490-399-0000	Other - Other Contractual Services	\$0.00	\$0.00	\$0.00	\$0.00	\$0.00	\$0.00	0.000%
1000-563-300-0005	Contractual Services{GCWW Collection Fees}	\$0.00	\$0.00	\$16,064.08	\$2,952.03	\$9,145.45	\$3,966.60	56.931%
1000-563-398-0000	Garbage and Trash Removal	\$0.00	\$0.00	\$298,477.22	\$90,856.90	\$184,143.10	\$23,477.22	61.694%
1000-710-111-0000	D Salaries - Council	\$0.00	\$0.00	\$7,200.00	\$0.00	\$4,500.42	\$2,699.58	62.506%
1000-710-119-0000	D Other - Salaries - Council's Office	\$0.00	\$0.00	\$0.00	\$0.00	\$0.00	\$0.00	0.000%
1000-710-131-0000	D Salary - Administrator	\$0.00	\$0.00	\$161,228.06	\$0.00	\$104,428.88	\$56,799.18	64.771%
1000-710-161-0000	D Salary - Mayor	\$0.00	\$0.00	\$4,500.00	\$0.00	\$3,000.00	\$1,500.00	66.667%
1000-710-211-0000	D Ohio Public Employees Retirement System	\$0.00	\$0.00	\$39,209.93	\$0.00	\$24,321.36	\$14,888.57	62.029%
1000-710-212-0000	D Social Security	\$0.00	\$0.00	\$0.00	\$0.00	\$0.00	\$0.00	0.000%
1000-710-213-0000	D Medicare	\$0.00	\$0.00	\$2,932.36	\$0.00	\$2,004.93	\$927.43	68.373%
1000-710-221-0000	Medical/Hospitalization	\$0.00	\$0.00	\$30,529.79	\$1,750.00	\$18,357.24	\$10,422.55	60.129%
1000-710-222-0000	Life Insurance	\$0.00	\$0.00	\$1,772.92	\$0.00	\$1,331.96	\$440.96	75.128%
1000-710-223-0000	Dental Insurance	\$0.00	\$0.00	\$1,225.11	\$0.00	\$866.30	\$358.81	70.712%
1000-710-224-0000	Vision Insurance	\$0.00	\$0.00	\$260.98	\$0.00	\$142.48	\$118.50	54.594%

Appropriation Status

By Fund

As Of 8/31/2024

Account Code	Account Name	Reserved for Encumbrance 12/31	Reserved for Encumbrance 12/31 Adjustment	Final Appropriation	Current Reserve for Encumbrance	YTD Expenditures	Unencumbered Balance	YTD % Expenditures
1000-710-225-0000	D Workers' Compensation	\$0.00	\$0.00	\$2,317.50	\$0.00	\$1,974.58	\$342.92	85.203%
1000-710-229-0000	Other - Insurance Benefits	\$0.00	\$0.00	\$1,500.00	\$0.00	\$323.12	\$1,176.88	21.541%
1000-710-321-0000	Telephone	\$0.00	\$0.00	\$16,824.04	\$2,756.95	\$9,331.49	\$4,735.60	55.465%
1000-710-322-0000	Postage	\$0.00	\$0.00	\$2,000.00	\$300.00	\$906.00	\$794.00	45.300%
1000-710-323-0000	Postage Machine Rental	\$0.00	\$0.00	\$850.00	\$0.00	\$677.97	\$172.03	79.761%
1000-710-324-0000	Printing and Reproduction	\$0.00	\$0.00	\$1,700.00	\$0.00	\$576.20	\$1,123.80	33.894%
1000-710-330-0000	Rents and Leases	\$0.00	\$0.00	\$0.00	\$0.00	\$0.00	\$0.00	0.000%
1000-710-343-0000	Uniform Accounting Network Fees	\$0.00	\$0.00	\$4,450.00	\$790.00	\$2,087.90	\$1,572.10	46.919%
1000-710-348-0000	Training Services	\$0.00	\$0.00	\$3,620.00	\$0.00	\$636.75	\$2,983.25	17.590%
1000-710-349-0000	Other - Professional and Technical Services	\$0.00	\$0.00	\$5,980.17	\$0.00	\$5,980.17	\$0.00	100.000%
1000-710-353-0000	Liability Insurance Premiums	\$0.00	\$0.00	\$10,000.00	\$0.00	\$3,754.50	\$6,245.50	37.545%
1000-710-391-0000	Dues and Fees	\$0.00	\$0.00	\$7,609.00	\$1,713.00	\$5,843.93	\$52.07	76.803%
1000-710-410-0000	Office Supplies and Materials	\$0.00	\$0.00	\$4,750.00	\$465.44	\$369.25	\$3,915.31	7.774%
1000-710-420-0000	Operating Supplies and Materials	\$0.00	\$0.00	\$19,110.83	\$886.25	\$13,658.86	\$4,565.72	71.472%
1000-710-432-0000	Repairs and Maintenance of Machinery & Equip	\$0.00	\$0.00	\$0.00	\$0.00	\$0.00	\$0.00	0.000%
1000-710-433-0000	Repairs and Maintenance of Motor Vehicles	\$0.00	\$0.00	\$0.00	\$0.00	\$0.00	\$0.00	0.000%
1000-710-490-0000	Other - Supplies and Materials	\$0.00	\$0.00	\$1,000.00	\$0.00	\$0.00	\$1,000.00	0.000%
1000-710-510-0000	Land and Land Improvements	\$0.00	\$0.00	\$5,000.00	\$0.00	\$0.00	\$5,000.00	0.000%
1000-710-520-0000	Equipment	\$0.00	\$0.00	\$3,400.00	\$0.00	\$0.00	\$3,400.00	0.000%
1000-710-630-0000	Compensation and Damages	\$0.00	\$0.00	\$0.00	\$0.00	\$0.00	\$0.00	0.000%
1000-710-640-0000	Payment to Another Political Subdivision	\$0.00	\$0.00	\$0.00	\$0.00	\$0.00	\$0.00	0.000%
1000-725-121-0000	D Salary - Clerk/Treasurer	\$0.00	\$0.00	\$0.00	\$0.00	\$0.00	\$0.00	0.000%
1000-725-122-0000	D Salaries - Clerk/Treasurer's Staff	\$0.00	\$0.00	\$86,370.44	\$0.00	\$55,545.27	\$30,825.17	64.311%
1000-725-211-0000	D Ohio Public Employees Retirement System	\$0.00	\$0.00	\$14,345.64	\$0.00	\$5,417.81	\$8,927.83	37.766%
1000-725-213-0000	D Medicare	\$0.00	\$0.00	\$1,252.37	\$0.00	\$639.55	\$612.82	51.067%
1000-725-221-0000	Medical/Hospitalization	\$0.00	\$0.00	\$8,000.00	\$350.00	\$5,120.48	\$2,529.52	64.006%
1000-725-222-0000	Life Insurance	\$0.00	\$0.00	\$679.90	\$0.00	\$646.06	\$33.84	95.023%
1000-725-223-0000	Dental Insurance	\$0.00	\$0.00	\$500.00	\$0.00	\$484.27	\$15.73	96.854%
1000-725-224-0000	Vision Insurance	\$0.00	\$0.00	\$150.00	\$0.00	\$29.44	\$120.56	19.627%
1000-725-225-0000	D Workers' Compensation	\$0.00	\$0.00	\$2,140.96	\$0.00	\$731.64	\$1,409.32	34.173%
1000-725-229-0000	Other - Insurance Benefits	\$0.00	\$0.00	\$1,500.00	\$0.00	\$0.00	\$1,500.00	0.000%
1000-725-240-0000	D Unemployment Compensation	\$0.00	\$0.00	\$0.00	\$0.00	\$0.00	\$0.00	0.000%
1000-725-321-0000	Telephone	\$0.00	\$0.00	\$6,000.00	\$613.21	\$3,831.95	\$1,554.84	63.866%

Appropriation Status

By Fund

As Of 8/31/2024

Account Code	Account Name	Reserved for Encumbrance 12/31	Reserved for Encumbrance 12/31 Adjustment	Final Appropriation	Current Reserve for Encumbrance	YTD Expenditures	Unencumbered Balance	YTD % Expenditures
1000-725-341-0000	Accounting and Legal Fees	\$0.00	\$0.00	\$19,456.06	\$3,131.59	\$13,868.41	\$2,456.06	71.281%
1000-725-344-0000	D Tax Collection Fees	\$0.00	\$0.00	\$32,903.23	\$4,830.47	\$22,404.17	\$5,668.59	68.091%
1000-725-348-0000	Training Services	\$0.00	\$0.00	\$1,600.00	\$80.00	\$40.00	\$1,480.00	2.500%
1000-725-353-0000	Liability Insurance Premiums	\$0.00	\$0.00	\$2,000.00	\$0.00	\$792.72	\$1,207.28	39.636%
1000-725-391-0000	Dues and Fees	\$0.00	\$0.00	\$750.00	\$0.00	\$0.00	\$750.00	0.000%
1000-725-410-0000	Office Supplies and Materials	\$0.00	\$0.00	\$3,000.00	\$559.91	\$2,145.36	\$294.73	71.512%
1000-725-420-0000	Operating Supplies and Materials	\$0.00	\$0.00	\$0.00	\$0.00	\$0.00	\$0.00	0.000%
1000-730-139-0000	D Other - Salaries - Administrator's Office	\$0.00	\$0.00	\$34,196.80	\$0.00	\$24,954.98	\$9,241.82	72.975%
1000-730-211-0000	D Ohio Public Employees Retirement System	\$0.00	\$0.00	\$7,694.28	\$0.00	\$4,814.77	\$2,879.51	62.576%
1000-730-213-0000	D Medicare	\$0.00	\$0.00	\$495.85	\$0.00	\$343.55	\$152.30	69.285%
1000-730-221-0000	Medical/Hospitalization	\$0.00	\$0.00	\$7,082.71	\$480.00	\$4,536.79	\$2,065.92	64.054%
1000-730-222-0000	Life Insurance	\$0.00	\$0.00	\$361.00	\$0.00	\$247.28	\$113.72	68.499%
1000-730-223-0000	Dental Insurance	\$0.00	\$0.00	\$308.25	\$0.00	\$247.18	\$61.07	80.188%
1000-730-224-0000	Vision Insurance	\$0.00	\$0.00	\$56.23	\$0.00	\$29.73	\$26.50	52.872%
1000-730-225-0000	D Workers' Compensation	\$0.00	\$0.00	\$395.60	\$0.00	\$152.53	\$243.07	38.557%
1000-730-229-0000	Other - Insurance Benefits	\$0.00	\$0.00	\$1,750.00	\$0.00	\$0.00	\$1,750.00	0.000%
1000-730-270-0000	Uniforms and Clothing	\$0.00	\$0.00	\$1,000.00	\$334.00	\$484.32	\$181.68	48.432%
1000-730-300-0000	Contractual Services	\$0.00	\$0.00	\$0.00	\$0.00	\$0.00	\$0.00	0.000%
1000-730-311-0000	Electricity	\$0.00	\$0.00	\$46,000.00	\$3,455.57	\$30,544.43	\$12,000.00	66.401%
1000-730-312-0000	Water and Sewage	\$0.00	\$0.00	\$6,287.01	\$1,093.89	\$4,018.11	\$1,175.01	63.911%
1000-730-321-0000	Telephone	\$0.00	\$0.00	\$4,510.81	\$554.68	\$3,236.16	\$719.97	71.742%
1000-730-348-0000	Training Services	\$0.00	\$0.00	\$2,000.00	\$0.00	\$0.00	\$2,000.00	0.000%
1000-730-420-0000	Operating Supplies and Materials	\$0.00	\$0.00	\$20,000.00	\$7,523.30	\$6,878.68	\$5,598.02	34.393%
1000-730-431-0000	Repairs and Maintenance of Buildings and Land	\$0.00	\$0.00	\$20,000.00	\$892.00	\$12,358.21	\$6,749.79	61.791%
1000-730-432-0000	Repairs and Maintenance of Machinery & Equip	\$0.00	\$0.00	\$10,000.00	\$0.00	\$2,909.32	\$7,090.68	29.093%
1000-730-510-0000	Land and Land Improvements	\$0.00	\$0.00	\$0.00	\$0.00	\$0.00	\$0.00	0.000%
1000-735-300-0000	Contractual Services	\$0.00	\$0.00	\$6,600.00	\$1,650.00	\$4,400.00	\$550.00	66.667%
1000-735-390-0000	Other Contractual Services	\$0.00	\$0.00	\$0.00	\$0.00	\$0.00	\$0.00	0.000%
1000-740-344-0000	D Tax Collection Fees	\$0.00	\$0.00	\$35,000.00	\$0.00	\$25,258.70	\$9,741.30	72.168%
1000-740-345-0000	D Election Expenses	\$0.00	\$0.00	\$0.00	\$0.00	\$0.00	\$0.00	0.000%
1000-745-342-0000	Auditing Services	\$0.00	\$0.00	\$14,900.00	\$0.00	\$14,900.00	\$0.00	100.000%
1000-750-149-0000	D Other - Salaries - Legal Counsel's Office	\$0.00	\$0.00	\$0.00	\$0.00	\$0.00	\$0.00	0.000%
1000-750-340-0000	Professional and Technical Services	\$0.00	\$0.00	\$59,400.00	\$14,126.75	\$29,873.25	\$15,400.00	50.292%

Appropriation Status

By Fund

As Of 8/31/2024

Account Code	Account Name	Reserved for Encumbrance 12/31	Reserved for Encumbrance 12/31 Adjustment	Final Appropriation	Current Reserve for Encumbrance	YTD Expenditures	Unencumbered Balance	YTD % Expenditures
1000-755-410-0000	Office Supplies and Materials	\$0.00	\$0.00	\$0.00	\$0.00	\$0.00	\$0.00	0.000%
1000-760-610-0000	D Deposits Refunded	\$0.00	\$0.00	\$0.00	\$0.00	\$0.00	\$0.00	0.000%
1000-760-620-0000	D Deposits Applied	\$0.00	\$0.00	\$0.00	\$0.00	\$0.00	\$0.00	0.000%
1000-800-510-0000	Land and Land Improvements	\$0.00	\$0.00	\$250,000.00	\$0.00	\$154,691.70	\$95,308.30	61.877%
1000-800-590-0000	Other - Capital Outlay	\$0.00	\$0.00	\$68,418.96	\$2,155.36	\$63,867.13	\$2,396.47	93.347%
1000-850-710-0000	Principal	\$0.00	\$0.00	\$0.00	\$0.00	\$0.00	\$0.00	0.000%
1000-850-710-0006	Principal{HVAC}	\$0.00	\$0.00	\$0.00	\$0.00	\$0.00	\$0.00	0.000%
1000-850-710-0007	Principal{Dump Truck}	\$0.00	\$0.00	\$0.00	\$0.00	\$0.00	\$0.00	0.000%
1000-850-720-0000	Interest	\$0.00	\$0.00	\$0.00	\$0.00	\$0.00	\$0.00	0.000%
1000-850-720-0006	Interest{HVAC}	\$0.00	\$0.00	\$0.00	\$0.00	\$0.00	\$0.00	0.000%
1000-850-720-0007	Interest{Dump Truck}	\$0.00	\$0.00	\$0.00	\$0.00	\$0.00	\$0.00	0.000%
1000-910-910-0000	D Transfers - Out	\$0.00	\$0.00	\$0.00	\$0.00	\$0.00	\$0.00	0.000%
1000-920-920-0000	D Advances - Out	\$0.00	\$0.00	\$0.00	\$0.00	\$213,500.00	\$0.00	0.000%
General Fund Total:		\$3,346.74	\$0.00	\$2,690,109.11	\$164,726.68	\$1,965,306.19	\$776,922.98	72.966%

Fund: Street Construction, Maint. and Repair

Pooled Balance: \$363,682.09

Non-Pooled Balance: \$0.00

Total Cash Balance: \$363,682.09

Account Code	Account Name	Reserved for Encumbrance 12/31	Reserved for Encumbrance 12/31 Adjustment	Final Appropriation	Current Reserve for Encumbrance	YTD Expenditures	Unencumbered Balance	YTD % Expenditures
2011-130-311-0000	Electricity	\$0.00	\$0.00	\$0.00	\$0.00	\$0.00	\$0.00	0.000%
2011-620-139-0000	D Other - Salaries - Administrator's Office	\$0.00	\$0.00	\$162,008.25	\$0.00	\$98,379.44	\$63,628.81	60.725%
2011-620-211-0000	D Ohio Public Employees Retirement System	\$0.00	\$0.00	\$35,997.17	\$0.00	\$17,333.51	\$18,663.66	48.152%
2011-620-213-0000	D Medicare	\$0.00	\$0.00	\$2,565.81	\$0.00	\$1,374.14	\$1,191.67	53.556%
2011-620-221-0000	Medical/Hospitalization	\$0.00	\$0.00	\$28,330.85	\$1,310.00	\$18,147.00	\$8,873.85	64.054%
2011-620-222-0000	Life Insurance	\$0.00	\$0.00	\$1,268.20	\$0.00	\$995.26	\$272.94	78.478%
2011-620-223-0000	Dental Insurance	\$0.00	\$0.00	\$1,751.18	\$0.00	\$939.66	\$811.52	53.659%
2011-620-224-0000	Vision Insurance	\$0.00	\$0.00	\$1,457.91	\$0.01	\$119.16	\$1,338.74	8.173%
2011-620-225-0000	D Workers' Compensation	\$0.00	\$0.00	\$1,582.40	\$0.00	\$610.22	\$972.18	38.563%

Appropriation Status

By Fund

As Of 8/31/2024

Account Code	Account Name	Reserved for Encumbrance 12/31	Reserved for Encumbrance 12/31 Adjustment	Final Appropriation	Current Reserve for Encumbrance	YTD Expenditures	Unencumbered Balance	YTD % Expenditures
2011-620-229-0000	Other - Insurance Benefits	\$0.00	\$0.00	\$2,150.00	\$0.00	\$429.32	\$1,720.68	19.968%
2011-620-346-0000	Engineering Services	\$0.00	\$0.00	\$0.00	\$0.00	\$0.00	\$0.00	0.000%
2011-620-348-0000	Training Services	\$0.00	\$0.00	\$0.00	\$0.00	\$0.00	\$0.00	0.000%
2011-620-353-0000	Liability Insurance Premiums	\$0.00	\$0.00	\$13,158.29	\$0.00	\$4,955.94	\$8,202.35	37.664%
2011-620-420-0000	Operating Supplies and Materials	\$0.00	\$0.00	\$5,000.00	\$0.00	\$0.00	\$5,000.00	0.000%
2011-620-433-0000	Repairs and Maintenance of Motor Vehicles	\$0.00	\$0.00	\$0.00	\$0.00	\$0.00	\$0.00	0.000%
2011-620-439-0000	Other - Repairs and Maintenance	\$0.00	\$0.00	\$1,500.00	\$0.00	\$1,067.54	\$432.46	71.169%
2011-620-490-0000	Other - Supplies and Materials	\$0.00	\$0.00	\$0.00	\$0.00	\$0.00	\$0.00	0.000%
2011-620-520-0000	Equipment	\$0.00	\$0.00	\$2,000.00	\$0.00	\$1,550.43	\$449.57	77.522%
2011-620-555-0000	Streets, Highways, Sidewalks and Curbs	\$0.00	\$0.00	\$0.00	\$0.00	\$0.00	\$0.00	0.000%
2011-630-420-0000	Operating Supplies and Materials	\$0.00	\$0.00	\$0.00	\$0.00	\$0.00	\$0.00	0.000%
2011-630-432-0000	Repairs and Maintenance of Machinery & Equip	\$0.00	\$0.00	\$0.00	\$0.00	\$0.00	\$0.00	0.000%
2011-650-319-0000	Other - Utilities	\$0.00	\$0.00	\$0.00	\$0.00	\$0.00	\$0.00	0.000%
2011-800-590-0000	Other - Capital Outlay	\$0.00	\$0.00	\$0.00	\$0.00	\$0.00	\$0.00	0.000%
2011-850-710-0000	Principal	\$0.00	\$0.00	\$10,848.01	\$0.00	\$5,066.96	\$5,781.05	46.709%
2011-850-720-0000	Interest	\$0.00	\$0.00	\$250.00	\$0.00	\$34.69	\$215.31	13.876%
2011-910-910-0000	D Transfers - Out	\$0.00	\$0.00	\$0.00	\$0.00	\$0.00	\$0.00	0.000%
Street Construction, Maint. and Repair Fund Total:		\$0.00	\$0.00	\$269,868.07	\$1,310.01	\$151,003.27	\$117,554.79	55.954%

Fund: HOME IMPROVEMENT GRANTS

Pooled Balance: \$0.00

Non-Pooled Balance: \$0.00

Total Cash Balance: \$0.00

Account Code	Account Name	Reserved for Encumbrance 12/31	Reserved for Encumbrance 12/31 Adjustment	Final Appropriation	Current Reserve for Encumbrance	YTD Expenditures	Unencumbered Balance	YTD % Expenditures
2061-110-431-0000	Repairs and Maintenance of Buildings and Land	\$0.00	\$0.00	\$0.00	\$0.00	\$0.00	\$0.00	0.000%
HOME IMPROVEMENT GRANTS Fund Total:		\$0.00	\$0.00	\$0.00	\$0.00	\$0.00	\$0.00	0.000%

Fund: Recreation Commission Fund

Pooled Balance: \$1,570.48

Report reflects selected information.

Appropriation Status

By Fund

As Of 8/31/2024

Non-Pooled Balance: \$0.00
 Total Cash Balance: \$1,570.48

Account Code	Account Name	Reserved for Encumbrance 12/31	Reserved for Encumbrance 12/31 Adjustment	Final Appropriation	Current Reserve for Encumbrance	YTD Expenditures	Unencumbered Balance	YTD % Expenditures
2071-310-420-0004	Operating Supplies and Materials{Recreation}	\$0.00	\$0.00	\$7,000.00	\$25.08	\$1,974.62	\$5,000.30	28.209%
2071-310-420-0019	Operating Supplies and Materials{Festivals}	\$0.00	\$0.00	\$0.00	\$0.00	\$0.00	\$0.00	0.000%
2071-310-600-0022	Other{WeTHRIVE}	\$0.00	\$0.00	\$0.00	\$0.00	\$0.00	\$0.00	0.000%
2071-350-400-0021	Supplies and Materials{Concessions}	\$0.00	\$0.00	\$0.00	\$0.00	\$0.00	\$0.00	0.000%
Recreation Commission Fund Fund Total:		\$0.00	\$0.00	\$7,000.00	\$25.08	\$1,974.62	\$5,000.30	28.209%

Fund: Federal Law EnforceTrust Fund

Pooled Balance: \$23,483.74
 Non-Pooled Balance: \$0.00
 Total Cash Balance: \$23,483.74

Account Code	Account Name	Reserved for Encumbrance 12/31	Reserved for Encumbrance 12/31 Adjustment	Final Appropriation	Current Reserve for Encumbrance	YTD Expenditures	Unencumbered Balance	YTD % Expenditures
2081-110-190-0000	D Other - Personal Services	\$0.00	\$0.00	\$89,424.00	\$0.00	\$61,449.38	\$27,974.62	68.717%
2081-110-213-0000	D Medicare	\$0.00	\$0.00	\$1,296.65	\$0.00	\$881.81	\$414.84	68.007%
2081-110-215-0000	D Ohio Police and Fire Pension Fund	\$0.00	\$0.00	\$25,038.72	\$0.00	\$17,921.20	\$7,117.52	71.574%
2081-110-221-0000	Medical/Hospitalization	\$0.00	\$0.00	\$12,299.27	\$900.00	\$5,160.24	\$6,239.03	41.956%
2081-110-222-0000	Life Insurance	\$0.00	\$0.00	\$1,951.60	\$0.00	\$1,358.56	\$593.04	69.613%
2081-110-223-0000	Dental Insurance	\$0.00	\$0.00	\$614.95	\$0.00	\$443.52	\$171.43	72.123%
2081-110-224-0000	Vision Insurance	\$0.00	\$0.00	\$188.51	\$0.00	\$58.88	\$129.63	31.234%
2081-110-225-0000	D Workers' Compensation	\$0.00	\$0.00	\$800.00	\$0.00	\$599.60	\$200.40	74.950%
2081-110-229-0000	Other - Insurance Benefits	\$0.00	\$0.00	\$0.00	\$0.00	\$0.00	\$0.00	0.000%
2081-110-348-0000	Training Services	\$0.00	\$0.00	\$0.00	\$0.00	\$0.00	\$0.00	0.000%
2081-110-391-0000	Dues and Fees	\$0.00	\$0.00	\$16,180.00	\$8,090.00	\$8,090.00	\$0.00	50.000%
2081-110-420-0000	Operating Supplies and Materials	\$0.00	\$0.00	\$0.00	\$0.00	\$0.00	\$0.00	0.000%
2081-110-520-0000	Equipment	\$0.00	\$0.00	\$2,500.00	\$0.00	\$2,500.00	\$0.00	100.000%
2081-850-710-0000	Principal	\$0.00	\$0.00	\$23,274.33	\$1,249.57	\$20,422.06	\$1,602.70	87.745%
2081-850-720-0000	Interest	\$0.00	\$0.00	\$3,945.67	\$280.79	\$3,611.08	\$53.80	91.520%

Appropriation Status

By Fund

As Of 8/31/2024

Account Code	Account Name	Reserved for Encumbrance 12/31	Reserved for Encumbrance 12/31 Adjustment	Final Appropriation	Current Reserve for Encumbrance	YTD Expenditures	Unencumbered Balance	YTD % Expenditures
2081-920-920-0000	D Advances - Out	\$0.00	\$0.00	\$0.00	\$0.00	\$0.00	\$0.00	0.000%
	Federal Law EnforceTrust Fund Fund Total:	\$0.00	\$0.00	\$177,513.70	\$10,520.36	\$122,496.33	\$44,497.01	69.007%

Fund: Law Enforcement Trust

Pooled Balance: \$2,454.85
 Non-Pooled Balance: \$0.00
 Total Cash Balance: \$2,454.85

Account Code	Account Name	Reserved for Encumbrance 12/31	Reserved for Encumbrance 12/31 Adjustment	Final Appropriation	Current Reserve for Encumbrance	YTD Expenditures	Unencumbered Balance	YTD % Expenditures
2091-110-190-0000	D Other - Personal Services	\$0.00	\$0.00	\$0.00	\$0.00	\$0.00	\$0.00	0.000%
2091-110-211-0000	D Ohio Public Employees Retirement System	\$0.00	\$0.00	\$0.00	\$0.00	\$0.00	\$0.00	0.000%
2091-110-213-0000	D Medicare	\$0.00	\$0.00	\$0.00	\$0.00	\$0.00	\$0.00	0.000%
2091-110-215-0000	D Ohio Police and Fire Pension Fund	\$0.00	\$0.00	\$0.00	\$0.00	\$0.00	\$0.00	0.000%
2091-110-221-0000	Medical/Hospitalization	\$0.00	\$0.00	\$0.00	\$0.00	\$0.00	\$0.00	0.000%
2091-110-222-0000	Life Insurance	\$0.00	\$0.00	\$0.00	\$0.00	\$0.00	\$0.00	0.000%
2091-110-223-0000	Dental Insurance	\$0.00	\$0.00	\$0.00	\$0.00	\$0.00	\$0.00	0.000%
2091-110-224-0000	Vision Insurance	\$0.00	\$0.00	\$0.00	\$0.00	\$0.00	\$0.00	0.000%
2091-110-225-0000	D Workers' Compensation	\$0.00	\$0.00	\$0.00	\$0.00	\$0.00	\$0.00	0.000%
2091-110-229-0000	Other - Insurance Benefits	\$0.00	\$0.00	\$0.00	\$0.00	\$0.00	\$0.00	0.000%
2091-110-300-0000	Contractual Services	\$0.00	\$0.00	\$0.00	\$0.00	\$0.00	\$0.00	0.000%
2091-110-400-0000	Supplies and Materials	\$0.00	\$0.00	\$2,082.75	\$0.00	\$1,000.00	\$1,082.75	48.013%
2091-110-500-0000	Capital Outlay	\$0.00	\$0.00	\$0.00	\$0.00	\$0.00	\$0.00	0.000%
	Law Enforcement Trust Fund Total:	\$0.00	\$0.00	\$2,082.75	\$0.00	\$1,000.00	\$1,082.75	48.013%

Fund: Permissive Motor Vehicle License Tax

Pooled Balance: \$44,074.17
 Non-Pooled Balance: \$0.00
 Total Cash Balance: \$44,074.17

Appropriation Status

By Fund

As Of 8/31/2024

Account Code	Account Name	Reserved for Encumbrance 12/31	Reserved for Encumbrance 12/31 Adjustment	Final Appropriation	Current Reserve for Encumbrance	YTD Expenditures	Unencumbered Balance	YTD % Expenditures
2101-620-100-0000	D Personal Services	\$0.00	\$0.00	\$0.00	\$0.00	\$0.00	\$0.00	0.000%
2101-620-520-0000	Equipment	\$0.00	\$0.00	\$20,000.00	\$679.99	\$18,930.99	\$389.02	94.655%
2101-850-710-0000	Principal	\$0.00	\$0.00	\$16,000.00	\$0.00	\$5,000.00	\$11,000.00	31.250%
2101-850-720-0000	Interest	\$0.00	\$0.00	\$5,000.00	\$0.00	\$500.00	\$4,500.00	10.000%
Permissive Motor Vehicle License Tax Fund Total:		\$0.00	\$0.00	\$41,000.00	\$679.99	\$24,430.99	\$15,889.02	59.588%

Fund: Coronavirus Relief Fund

Pooled Balance: \$163,277.71
 Non-Pooled Balance: \$0.00
 Total Cash Balance: \$163,277.71

Account Code	Account Name	Reserved for Encumbrance 12/31	Reserved for Encumbrance 12/31 Adjustment	Final Appropriation	Current Reserve for Encumbrance	YTD Expenditures	Unencumbered Balance	YTD % Expenditures
2151-790-100-0000	D Personal Services	\$0.00	\$0.00	\$0.00	\$0.00	\$0.00	\$0.00	0.000%
2151-790-420-0000	Operating Supplies and Materials	\$0.00	\$0.00	\$160,000.00	\$0.00	\$6,500.00	\$153,500.00	4.063%
Coronavirus Relief Fund Fund Total:		\$0.00	\$0.00	\$160,000.00	\$0.00	\$6,500.00	\$153,500.00	4.063%

Fund: Coronavirus Relief Fund

Pooled Balance: \$0.00
 Non-Pooled Balance: \$0.00
 Total Cash Balance: \$0.00

Account Code	Account Name	Reserved for Encumbrance 12/31	Reserved for Encumbrance 12/31 Adjustment	Final Appropriation	Current Reserve for Encumbrance	YTD Expenditures	Unencumbered Balance	YTD % Expenditures
2152-790-100-0000	D Personal Services	\$0.00	\$0.00	\$0.00	\$0.00	\$0.00	\$0.00	0.000%
2152-790-420-0000	Operating Supplies and Materials	\$0.00	\$0.00	\$0.00	\$0.00	\$0.00	\$0.00	0.000%
Coronavirus Relief Fund Fund Total:		\$0.00	\$0.00	\$0.00	\$0.00	\$0.00	\$0.00	0.000%

Fund: COMPUTER FUND

Pooled Balance: \$5,035.33

Report reflects selected information.

Appropriation Status

By Fund

As Of 8/31/2024

Non-Pooled Balance: \$0.00
 Total Cash Balance: \$5,035.33

Account Code	Account Name	Reserved for Encumbrance 12/31	Reserved for Encumbrance 12/31 Adjustment	Final Appropriation	Current Reserve for Encumbrance	YTD Expenditures	Unencumbered Balance	YTD % Expenditures
2901-110-348-0000	Training Services	\$0.00	\$0.00	\$0.00	\$0.00	\$0.00	\$0.00	0.000%
2901-110-391-0000	Dues and Fees	\$0.00	\$0.00	\$3,800.00	\$0.00	\$100.00	\$3,700.00	2.632%
2901-110-420-0000	Operating Supplies and Materials	\$0.00	\$0.00	\$0.00	\$0.00	\$0.00	\$0.00	0.000%
2901-110-520-0000	Equipment	\$0.00	\$0.00	\$250.00	\$0.00	\$0.00	\$250.00	0.000%
COMPUTER FUND Fund Total:		\$0.00	\$0.00	\$4,050.00	\$0.00	\$100.00	\$3,950.00	2.469%

Fund: FIRE LEVY

Pooled Balance: \$299,549.77
 Non-Pooled Balance: \$0.00
 Total Cash Balance: \$299,549.77

Account Code	Account Name	Reserved for Encumbrance 12/31	Reserved for Encumbrance 12/31 Adjustment	Final Appropriation	Current Reserve for Encumbrance	YTD Expenditures	Unencumbered Balance	YTD % Expenditures
2902-120-190-0000	D Other - Personal Services	\$0.00	\$0.00	\$0.00	\$0.00	\$0.00	\$0.00	0.000%
2902-120-213-0000	D Medicare	\$0.00	\$0.00	\$0.00	\$0.00	\$0.00	\$0.00	0.000%
2902-120-215-0000	D Ohio Police and Fire Pension Fund	\$0.00	\$0.00	\$0.00	\$0.00	\$0.00	\$0.00	0.000%
2902-120-221-0000	Medical/Hospitalization	\$0.00	\$0.00	\$0.00	\$0.00	\$0.00	\$0.00	0.000%
2902-120-222-0000	Life Insurance	\$0.00	\$0.00	\$0.00	\$0.00	\$0.00	\$0.00	0.000%
2902-120-223-0000	Dental Insurance	\$0.00	\$0.00	\$0.00	\$0.00	\$0.00	\$0.00	0.000%
2902-120-225-0000	D Workers' Compensation	\$0.00	\$0.00	\$0.00	\$0.00	\$0.00	\$0.00	0.000%
2902-120-270-0000	Uniforms and Clothing	\$0.00	\$0.00	\$0.00	\$0.00	\$0.00	\$0.00	0.000%
2902-120-300-0000	Contractual Services	\$0.00	\$0.00	\$0.00	\$0.00	\$0.00	\$0.00	0.000%
2902-120-344-0000	D Tax Collection Fees	\$0.00	\$0.00	\$0.00	\$0.00	\$0.00	\$0.00	0.000%
2902-120-420-0000	Operating Supplies and Materials	\$0.00	\$0.00	\$0.00	\$0.00	\$0.00	\$0.00	0.000%
2902-120-520-0000	Equipment	\$0.00	\$0.00	\$0.00	\$0.00	\$0.00	\$0.00	0.000%
2902-120-640-0000	Payment to Another Political Subdivision	\$0.00	\$0.00	\$550,000.00	\$183,333.32	\$366,666.68	\$0.00	66.667%
2902-740-344-0000	D Tax Collection Fees	\$0.00	\$0.00	\$0.00	\$0.00	\$0.00	\$0.00	0.000%
2902-850-710-0000	Principal	\$0.00	\$0.00	\$0.00	\$0.00	\$0.00	\$0.00	0.000%

Appropriation Status

By Fund

As Of 8/31/2024

Account Code	Account Name	Reserved for Encumbrance 12/31	Reserved for Encumbrance 12/31 Adjustment	Final Appropriation	Current Reserve for Encumbrance	YTD Expenditures	Unencumbered Balance	YTD % Expenditures
2902-850-720-0000	Interest	\$0.00	\$0.00	\$0.00	\$0.00	\$0.00	\$0.00	0.000%
2902-920-920-0000	D Advances - Out	\$0.00	\$0.00	\$0.00	\$0.00	\$137,500.00	\$0.00	0.000%
FIRE LEVY Fund Total:		\$0.00	\$0.00	\$550,000.00	\$183,333.32	\$504,166.68	\$0.00	91.667%

Fund: POLICE LEVY

Pooled Balance: \$549,801.95

Non-Pooled Balance: \$0.00

Total Cash Balance: \$549,801.95

Account Code	Account Name	Reserved for Encumbrance 12/31	Reserved for Encumbrance 12/31 Adjustment	Final Appropriation	Current Reserve for Encumbrance	YTD Expenditures	Unencumbered Balance	YTD % Expenditures
2903-110-190-0000	D Other - Personal Services	\$0.00	\$0.00	\$151,453.26	\$0.00	\$103,731.29	\$47,721.97	68.491%
2903-110-213-0000	D Medicare	\$0.00	\$0.00	\$2,196.07	\$0.00	\$1,540.32	\$655.75	70.140%
2903-110-215-0000	D Ohio Police and Fire Pension Fund	\$0.00	\$0.00	\$42,406.91	\$0.00	\$31,324.52	\$11,082.39	73.867%
2903-110-221-0000	Medical/Hospitalization	\$0.00	\$0.00	\$17,575.65	\$910.00	\$7,375.48	\$9,290.17	41.964%
2903-110-222-0000	Life Insurance	\$0.00	\$0.00	\$1,429.28	\$0.00	\$1,093.30	\$335.98	76.493%
2903-110-223-0000	Dental Insurance	\$0.00	\$0.00	\$1,218.08	\$0.00	\$594.71	\$623.37	48.824%
2903-110-224-0000	Vision Insurance	\$0.00	\$0.00	\$80.00	\$36.80	\$29.44	\$13.76	36.800%
2903-110-225-0000	D Workers' Compensation	\$0.00	\$0.00	\$1,728.00	\$0.00	\$178.92	\$1,549.08	10.354%
2903-110-229-0000	Other - Insurance Benefits	\$0.00	\$0.00	\$0.00	\$0.00	\$0.00	\$0.00	0.000%
2903-110-270-0000	Uniforms and Clothing	\$0.00	\$0.00	\$0.00	\$0.00	\$0.00	\$0.00	0.000%
2903-110-344-0000	D Tax Collection Fees	\$0.00	\$0.00	\$3,666.21	\$0.00	\$3,444.70	\$221.51	93.958%
2903-110-348-0000	Training Services	\$0.00	\$0.00	\$0.00	\$0.00	\$0.00	\$0.00	0.000%
2903-110-391-0000	Dues and Fees	\$0.00	\$0.00	\$0.00	\$0.00	\$0.00	\$0.00	0.000%
2903-110-410-0000	Office Supplies and Materials	\$0.00	\$0.00	\$0.00	\$0.00	\$0.00	\$0.00	0.000%
2903-110-420-0000	Operating Supplies and Materials	\$1,264.95	\$0.00	\$0.00	\$0.00	\$1,264.95	\$0.00	100.000%
2903-110-432-0000	Repairs and Maintenance of Machinery & Equip	\$0.00	\$0.00	\$0.00	\$0.00	\$0.00	\$0.00	0.000%
2903-110-433-0000	Repairs and Maintenance of Motor Vehicles	\$0.00	\$0.00	\$0.00	\$0.00	\$0.00	\$0.00	0.000%
2903-110-490-0000	Other - Supplies and Materials	\$0.00	\$0.00	\$0.00	\$0.00	\$0.00	\$0.00	0.000%
2903-110-520-0000	Equipment	\$0.00	\$0.00	\$0.00	\$0.00	\$0.00	\$0.00	0.000%
2903-110-640-0000	Payment to Another Political Subdivision	\$0.00	\$0.00	\$0.00	\$0.00	\$0.00	\$0.00	0.000%

Appropriation Status

By Fund

As Of 8/31/2024

Account Code	Account Name	Reserved for Encumbrance 12/31	Reserved for Encumbrance 12/31 Adjustment	Final Appropriation	Current Reserve for Encumbrance	YTD Expenditures	Unencumbered Balance	YTD % Expenditures
2903-740-344-0000	D Tax Collection Fees	\$0.00	\$0.00	\$0.00	\$0.00	\$0.00	\$0.00	0.000%
2903-800-590-0000	Other - Capital Outlay	\$0.00	\$0.00	\$0.00	\$0.00	\$0.00	\$0.00	0.000%
2903-850-710-0000	Principal	\$0.00	\$0.00	\$17,000.00	\$1,956.62	\$12,852.23	\$2,191.15	75.601%
2903-850-720-0000	Interest	\$0.00	\$0.00	\$1,800.00	\$433.37	\$1,065.75	\$300.88	59.208%
2903-920-920-0000	D Advances - Out	\$0.00	\$0.00	\$0.00	\$0.00	\$30,000.00	\$0.00	0.000%
POLICE LEVY Fund Total:		\$1,264.95	\$0.00	\$240,553.46	\$3,336.79	\$194,495.61	\$73,986.01	80.430%

Fund: STREET LEVY

Pooled Balance: \$793,099.07

Non-Pooled Balance: \$0.00

Total Cash Balance: \$793,099.07

Account Code	Account Name	Reserved for Encumbrance 12/31	Reserved for Encumbrance 12/31 Adjustment	Final Appropriation	Current Reserve for Encumbrance	YTD Expenditures	Unencumbered Balance	YTD % Expenditures
2904-610-344-0000	D Tax Collection Fees	\$0.00	\$0.00	\$0.00	\$0.00	\$0.00	\$0.00	0.000%
2904-610-346-0000	Engineering Services	\$0.00	\$0.00	\$0.00	\$0.00	\$0.00	\$0.00	0.000%
2904-610-349-0000	Other - Professional and Technical Services	\$0.00	\$0.00	\$0.00	\$0.00	\$0.00	\$0.00	0.000%
2904-610-420-0000	Operating Supplies and Materials	\$0.00	\$0.00	\$0.00	\$0.00	\$0.00	\$0.00	0.000%
2904-610-433-0000	Repairs and Maintenance of Motor Vehicles	\$0.00	\$0.00	\$50,000.00	\$0.00	\$0.00	\$50,000.00	0.000%
2904-610-490-0000	Other - Supplies and Materials	\$0.00	\$0.00	\$0.00	\$0.00	\$0.00	\$0.00	0.000%
2904-610-555-0000	Streets, Highways, Sidewalks and Curbs	\$0.00	\$0.00	\$877,267.19	\$5,900.70	\$603,984.14	\$267,382.35	68.848%
2904-610-640-0000	Payment to Another Political Subdivision	\$0.00	\$0.00	\$0.00	\$0.00	\$0.00	\$0.00	0.000%
2904-740-344-0000	D Tax Collection Fees	\$0.00	\$0.00	\$6,000.00	\$0.00	\$4,592.93	\$1,407.07	76.549%
2904-800-590-0000	Other - Capital Outlay	\$0.00	\$0.00	\$0.00	\$0.00	\$0.00	\$0.00	0.000%
2904-850-710-0000	Principal	\$0.00	\$0.00	\$0.00	\$0.00	\$0.00	\$0.00	0.000%
2904-850-720-0000	Interest	\$0.00	\$0.00	\$0.00	\$0.00	\$0.00	\$0.00	0.000%
STREET LEVY Fund Total:		\$0.00	\$0.00	\$933,267.19	\$5,900.70	\$608,577.07	\$318,789.42	65.209%

Fund: Recycling Fund

Pooled Balance: \$6,594.08

Appropriation Status

By Fund

As Of 8/31/2024

Non-Pooled Balance: \$0.00
 Total Cash Balance: \$6,594.08

Account Code	Account Name	Reserved for Encumbrance 12/31	Reserved for Encumbrance 12/31 Adjustment	Final Appropriation	Current Reserve for Encumbrance	YTD Expenditures	Unencumbered Balance	YTD % Expenditures
2905-599-690-0000	Other - Other	\$0.00	\$0.00	\$3,000.00	\$0.00	\$0.00	\$3,000.00	0.000%
2905-910-910-0000	D Transfers - Out	\$0.00	\$0.00	\$0.00	\$0.00	\$0.00	\$0.00	0.000%
Recycling Fund Fund Total:		\$0.00	\$0.00	\$3,000.00	\$0.00	\$0.00	\$3,000.00	0.000%

Fund: Mayor's Court Operation & Facilities

Pooled Balance: \$16,933.77
 Non-Pooled Balance: \$0.00
 Total Cash Balance: \$16,933.77

Account Code	Account Name	Reserved for Encumbrance 12/31	Reserved for Encumbrance 12/31 Adjustment	Final Appropriation	Current Reserve for Encumbrance	YTD Expenditures	Unencumbered Balance	YTD % Expenditures
2906-110-190-0000	D Other - Personal Services	\$0.00	\$0.00	\$0.00	\$0.00	\$0.00	\$0.00	0.000%
2906-110-213-0000	D Medicare	\$0.00	\$0.00	\$0.00	\$0.00	\$0.00	\$0.00	0.000%
2906-110-215-0000	D Ohio Police and Fire Pension Fund	\$0.00	\$0.00	\$0.00	\$0.00	\$0.00	\$0.00	0.000%
2906-110-221-0000	Medical/Hospitalization	\$0.00	\$0.00	\$0.00	\$0.00	\$0.00	\$0.00	0.000%
2906-110-222-0000	Life Insurance	\$0.00	\$0.00	\$0.00	\$0.00	\$0.00	\$0.00	0.000%
2906-110-223-0000	Dental Insurance	\$0.00	\$0.00	\$0.00	\$0.00	\$0.00	\$0.00	0.000%
2906-110-224-0000	Vision Insurance	\$0.00	\$0.00	\$0.00	\$0.00	\$0.00	\$0.00	0.000%
2906-110-225-0000	D Workers' Compensation	\$0.00	\$0.00	\$0.00	\$0.00	\$0.00	\$0.00	0.000%
2906-110-229-0000	Other - Insurance Benefits	\$0.00	\$0.00	\$0.00	\$0.00	\$0.00	\$0.00	0.000%
2906-110-348-0000	Training Services	\$0.00	\$0.00	\$1,000.00	\$0.00	\$200.00	\$800.00	20.000%
2906-110-391-0000	Dues and Fees	\$0.00	\$0.00	\$5,000.00	\$0.00	\$4,791.77	\$208.23	95.835%
2906-110-420-0000	Operating Supplies and Materials	\$0.00	\$0.00	\$10,000.00	\$0.00	\$4,050.00	\$5,950.00	40.500%
2906-110-520-0000	Equipment	\$0.00	\$0.00	\$0.00	\$0.00	\$0.00	\$0.00	0.000%
Mayor's Court Operation & Facilities Fund Total:		\$0.00	\$0.00	\$16,000.00	\$0.00	\$9,041.77	\$6,958.23	56.511%

Fund: Building Hazard Abatement Fund

Pooled Balance: \$14,940.60

Report reflects selected information.

Appropriation Status

By Fund

As Of 8/31/2024

Non-Pooled Balance: \$0.00
 Total Cash Balance: \$14,940.60

Account Code	Account Name	Reserved for Encumbrance 12/31	Reserved for Encumbrance 12/31 Adjustment	Final Appropriation	Current Reserve for Encumbrance	YTD Expenditures	Unencumbered Balance	YTD % Expenditures
2907-710-420-0000	Operating Supplies and Materials	\$0.00	\$0.00	\$13,000.00	\$0.00	\$0.00	\$13,000.00	0.000%
	Building Hazard Abatement Fund Fund Total:	\$0.00	\$0.00	\$13,000.00	\$0.00	\$0.00	\$13,000.00	0.000%

Fund: Public Safety Appreciation Fund
 Pooled Balance: \$3,827.76
 Non-Pooled Balance: \$0.00
 Total Cash Balance: \$3,827.76

Account Code	Account Name	Reserved for Encumbrance 12/31	Reserved for Encumbrance 12/31 Adjustment	Final Appropriation	Current Reserve for Encumbrance	YTD Expenditures	Unencumbered Balance	YTD % Expenditures
2908-110-420-0000	Operating Supplies and Materials	\$0.00	\$0.00	\$0.00	\$0.00	\$0.00	\$0.00	0.000%
2908-110-420-0003	Operating Supplies and Materials{K-9 Use}	\$0.00	\$0.00	\$4,500.00	\$0.00	\$750.00	\$3,750.00	16.667%
	Public Safety Appreciation Fund Fund Total:	\$0.00	\$0.00	\$4,500.00	\$0.00	\$750.00	\$3,750.00	16.667%

Fund: Recycling Special Revenue
 Pooled Balance: \$6,891.94
 Non-Pooled Balance: \$0.00
 Total Cash Balance: \$6,891.94

Account Code	Account Name	Reserved for Encumbrance 12/31	Reserved for Encumbrance 12/31 Adjustment	Final Appropriation	Current Reserve for Encumbrance	YTD Expenditures	Unencumbered Balance	YTD % Expenditures
2909-730-420-0000	Operating Supplies and Materials	\$0.00	\$0.00	\$12,000.00	\$0.00	\$5,460.00	\$6,540.00	45.500%
	Recycling Special Revenue Fund Total:	\$0.00	\$0.00	\$12,000.00	\$0.00	\$5,460.00	\$6,540.00	45.500%

Fund: GENERAL OBLIGATION
 Pooled Balance: \$0.00
 Non-Pooled Balance: \$0.00

Report reflects selected information.

Appropriation Status

By Fund

As Of 8/31/2024

Total Cash Balance: \$0.00

Account Code	Account Name	Reserved for Encumbrance 12/31	Reserved for Encumbrance 12/31 Adjustment	Final Appropriation	Current Reserve for Encumbrance	YTD Expenditures	Unencumbered Balance	YTD % Expenditures
3901-910-910-0000	D Transfers - Out	\$0.00	\$0.00	\$0.00	\$0.00	\$0.00	\$0.00	0.000%
3901-920-920-0000	D Advances - Out	\$0.00	\$0.00	\$0.00	\$0.00	\$0.00	\$0.00	0.000%
GENERAL OBLIGATION Fund Total:		\$0.00	\$0.00	\$0.00	\$0.00	\$0.00	\$0.00	0.000%

Fund: RECYCLING FUND

Pooled Balance: \$0.00
 Non-Pooled Balance: \$0.00
 Total Cash Balance: \$0.00

Account Code	Account Name	Reserved for Encumbrance 12/31	Reserved for Encumbrance 12/31 Adjustment	Final Appropriation	Current Reserve for Encumbrance	YTD Expenditures	Unencumbered Balance	YTD % Expenditures
4901-730-420-0000	Operating Supplies and Materials	\$0.00	\$0.00	\$0.00	\$0.00	\$0.00	\$0.00	0.000%
4901-910-910-0000	D Transfers - Out	\$0.00	\$0.00	\$0.00	\$0.00	\$0.00	\$0.00	0.000%
RECYCLING FUND Fund Total:		\$0.00	\$0.00	\$0.00	\$0.00	\$0.00	\$0.00	0.000%

Fund: BOND ASSESSMENT

Pooled Balance: \$0.00
 Non-Pooled Balance: \$0.00
 Total Cash Balance: \$0.00

Account Code	Account Name	Reserved for Encumbrance 12/31	Reserved for Encumbrance 12/31 Adjustment	Final Appropriation	Current Reserve for Encumbrance	YTD Expenditures	Unencumbered Balance	YTD % Expenditures
4902-910-910-0000	D Transfers - Out	\$0.00	\$0.00	\$0.00	\$0.00	\$0.00	\$0.00	0.000%
BOND ASSESSMENT Fund Total:		\$0.00	\$0.00	\$0.00	\$0.00	\$0.00	\$0.00	0.000%

Fund: SIDEWALK REPAIR

Pooled Balance: \$0.00

Appropriation Status

By Fund

As Of 8/31/2024

Non-Pooled Balance: \$0.00
 Total Cash Balance: \$0.00

Account Code	Account Name	Reserved for Encumbrance 12/31	Reserved for Encumbrance 12/31 Adjustment	Final Appropriation	Current Reserve for Encumbrance	YTD Expenditures	Unencumbered Balance	YTD % Expenditures
4903-610-430-0000	Repairs and Maintenance	\$0.00	\$0.00	\$0.00	\$0.00	\$0.00	\$0.00	0.000%
	SIDEWALK REPAIR Fund Total:	\$0.00	\$0.00	\$0.00	\$0.00	\$0.00	\$0.00	0.000%

Fund: Unclaimed Monies

Pooled Balance: \$2,938.43
 Non-Pooled Balance: \$0.00
 Total Cash Balance: \$2,938.43

Account Code	Account Name	Reserved for Encumbrance 12/31	Reserved for Encumbrance 12/31 Adjustment	Final Appropriation	Current Reserve for Encumbrance	YTD Expenditures	Unencumbered Balance	YTD % Expenditures
9101-910-910-0000	D Transfers - Out	\$0.00	\$0.00	\$0.00	\$0.00	\$0.00	\$0.00	0.000%
	Unclaimed Monies Fund Total:	\$0.00	\$0.00	\$0.00	\$0.00	\$0.00	\$0.00	0.000%

Fund: Mayor's Court

Pooled Balance: \$11,355.61
 Non-Pooled Balance: \$0.00
 Total Cash Balance: \$11,355.61

Account Code	Account Name	Reserved for Encumbrance 12/31	Reserved for Encumbrance 12/31 Adjustment	Final Appropriation	Current Reserve for Encumbrance	YTD Expenditures	Unencumbered Balance	YTD % Expenditures
9901-889-620-0000	D Deposits Applied	\$0.00	\$0.00	\$0.00	\$0.00	\$43,212.00	\$0.00	0.000%
	Mayor's Court Fund Total:	\$0.00	\$0.00	\$0.00	\$0.00	\$43,212.00	\$0.00	0.000%
	Report Total:	\$4,611.69	\$0.00	\$5,123,944.28	\$369,832.93	\$3,638,514.53	\$1,544,420.51	70.946%

Revenue Status

By Fund

As Of 8/31/2024

Fund: 1000 General

Account Code	Account Name	Final Budget	Revenue	Budget Balance	YTD % Received
1000-110-0000	General Property Tax - Real Estate	\$694,873.52	\$788,650.66	-\$93,777.14	113.496%
1000-130-0000	Municipal Income Tax	\$925,000.00	\$760,313.76	\$164,686.24	82.196%
1000-211-0000	Local Government Distribution	\$64,807.08	\$39,101.25	\$25,705.83	60.335%
1000-221-0000	Inheritance Tax	\$0.00	\$0.00	\$0.00	0.000%
1000-222-0000	Cigarette Tax	\$37.50	\$0.00	\$37.50	0.000%
1000-224-0000	Liquor and Beer Permit Fees	\$359.80	\$0.00	\$359.80	0.000%
1000-231-0000	Property Tax Allocation	\$94,755.48	\$40,806.50	\$53,948.98	43.065%
1000-390-0000	Other - Special Assessments	\$0.00	\$6,049.90	-\$6,049.90	0.000%
1000-411-0000	Federal - Restricted	\$0.00	\$0.00	\$0.00	0.000%
1000-422-0000	State - Restricted	\$0.00	\$0.00	\$0.00	0.000%
1000-429-0000	Other - State Receipts	\$0.00	\$0.00	\$0.00	0.000%
1000-440-0000	Grants or Aid (Non-Federal and Non-State)	\$400,000.00	\$2,500.00	\$397,500.00	0.625%
1000-511-0000	Contracts for Fire Services	\$0.00	\$0.00	\$0.00	0.000%
1000-514-0000	Garbage and Trash	\$280,744.50	\$181,218.18	\$99,526.32	64.549%
1000-515-0000	Contracts for Emergency Medical Services	\$0.00	\$0.00	\$0.00	0.000%
1000-515-0001	Contracts for Emergency Medical Services{EMS Billing}	\$0.00	\$0.00	\$0.00	0.000%
1000-515-0002	Contracts for Emergency Medical Services{Fire/EMS Contracts}	\$0.00	\$0.00	\$0.00	0.000%
1000-519-0000	Other - General Government Contracts	\$16,500.00	\$12,954.20	\$3,545.80	78.510%
1000-590-0000	Other - Charges for Services	\$18,170.74	\$13,924.04	\$4,246.70	76.629%
1000-611-0000	Court Costs	\$3,500.00	\$4,599.00	-\$1,099.00	131.400%
1000-612-0000	Court Fines	\$33,500.00	\$23,374.50	\$10,125.50	69.775%
1000-621-0000	Building Permits	\$2,500.00	\$766.58	\$1,733.42	30.663%
1000-622-0000	Inspections	\$0.00	\$0.00	\$0.00	0.000%
1000-625-0000	Cable Franchise Fees	\$35,000.00	\$24,672.68	\$10,327.32	70.493%
1000-629-0000	Other - Licenses and Permits	\$0.00	\$69.62	-\$69.62	0.000%
1000-701-0000	Interest	\$25,000.00	\$51,226.96	-\$26,226.96	204.908%
1000-820-0000	Contributions and Donations	\$0.00	\$0.00	\$0.00	0.000%

Revenue Status

By Fund

As Of 8/31/2024

Fund: 1000 General

Account Code	Account Name	Final Budget	Revenue	Budget Balance	YTD % Received
1000-820-0003	Contributions and Donations{K-9 Use}	\$0.00	\$0.00	\$0.00	0.000%
1000-820-0004	Contributions and Donations{Recreation}	\$0.00	\$0.00	\$0.00	0.000%
1000-830-0000	Payments in Lieu of Taxes	\$0.00	\$0.00	\$0.00	0.000%
1000-891-0000	Other - Miscellaneous Operating	\$750.00	\$13,190.76	-\$12,440.76	1758.768%
1000-891-0008	Other - Miscellaneous Operating{LMFR}	\$0.00	\$0.00	\$0.00	0.000%
1000-921-0000	Sale of Notes	\$0.00	\$0.00	\$0.00	0.000%
1000-931-0000	Transfers - In	\$0.00	\$0.00	\$0.00	0.000%
1000-941-0000	Advances - In	\$0.00	\$167,500.00	\$0.00	0.000%
1000-961-0000	Sale of Fixed Assets	\$0.00	\$0.00	\$0.00	0.000%
1000-981-0000	Special Items	\$0.00	\$0.00	\$0.00	0.000%
Fund 1000 Sub-Total:		\$2,595,498.62	\$2,130,918.59	\$632,080.03	82.101%

Fund: 2011 Street Construction, Maint. and Repair

Account Code	Account Name	Final Budget	Revenue	Budget Balance	YTD % Received
2011-140-0000	Permissive Sales Tax	\$0.00	\$22,229.15	-\$22,229.15	0.000%
2011-150-0000	License Tax - Local Levied by Council	\$0.00	\$0.00	\$0.00	0.000%
2011-225-0000	Gasoline Tax (State)	\$197,500.00	\$122,152.38	\$75,347.62	61.849%
2011-226-0000	License Tax - State Levied	\$0.00	\$0.00	\$0.00	0.000%
2011-340-0000	Water Improvement	\$0.00	\$0.00	\$0.00	0.000%
2011-422-0000	State - Restricted	\$0.00	\$0.00	\$0.00	0.000%
2011-430-0000	License Tax - County Levied	\$0.00	\$0.00	\$0.00	0.000%
2011-701-0000	Interest	\$2,500.00	\$1,626.05	\$873.95	65.042%
2011-892-0000	Other - Miscellaneous Non-Operating	\$0.00	\$0.00	\$0.00	0.000%
Fund 2011 Sub-Total:		\$200,000.00	\$146,007.58	\$53,992.42	73.004%

Revenue Status

By Fund

As Of 8/31/2024

Fund: 2061 HOME IMPROVEMENT GRANTS

Account Code	Account Name	Final Budget	Revenue	Budget Balance	YTD % Received
2061-440-0000	Grants or Aid (Non-Federal and Non-State)	\$0.00	\$0.00	\$0.00	0.000%
Fund 2061 Sub-Total:		\$0.00	\$0.00	\$0.00	0.000%

Fund: 2071 Recreation Commission Fund

Account Code	Account Name	Final Budget	Revenue	Budget Balance	YTD % Received
2071-522-0019	Concession Stands{Festivals}	\$0.00	\$1,210.07	-\$1,210.07	0.000%
2071-701-0000	Interest	\$0.00	\$0.00	\$0.00	0.000%
2071-820-0000	Contributions and Donations	\$0.00	\$1,702.07	-\$1,702.07	0.000%
2071-820-0022	Contributions and Donations{WeTHRIVE}	\$0.00	\$0.00	\$0.00	0.000%
2071-931-0004	Transfers - In{Recreation}	\$7,000.00	\$0.00	\$7,000.00	0.000%
Fund 2071 Sub-Total:		\$7,000.00	\$2,912.14	\$4,087.86	41.602%

Fund: 2081 Federal Law EnforceTrust Fund

Account Code	Account Name	Final Budget	Revenue	Budget Balance	YTD % Received
2081-619-0000	Other - Fines and Forfeitures	\$164,445.00	\$64,517.82	\$99,927.18	39.234%
2081-701-0000	Interest	\$555.00	\$69.52	\$485.48	12.526%
2081-941-0000	Advances - In	\$0.00	\$46,000.00	\$0.00	0.000%
Fund 2081 Sub-Total:		\$165,000.00	\$110,587.34	\$100,412.66	67.023%

Revenue Status

By Fund

As Of 8/31/2024

Fund: 2091 Law Enforcement Trust

Account Code	Account Name	Final Budget	Revenue	Budget Balance	YTD % Received
2091-619-0000	Other - Fines and Forfeitures	\$681.58	\$50.00	\$631.58	7.336%
2091-701-0000	Interest	\$23.39	\$8.00	\$15.39	34.203%
2091-961-0000	Sale of Fixed Assets	\$0.00	\$0.00	\$0.00	0.000%
2091-981-0000	Special Items	\$0.00	\$0.00	\$0.00	0.000%
Fund 2091 Sub-Total:		\$704.97	\$58.00	\$646.97	8.227%

Fund: 2101 Permissive Motor Vehicle License Tax

Account Code	Account Name	Final Budget	Revenue	Budget Balance	YTD % Received
2101-150-0000	License Tax - Local Levied by Council	\$41,172.42	\$26,844.49	\$14,327.93	65.200%
2101-701-0000	Interest	\$0.00	\$68.69	-\$68.69	0.000%
2101-931-0000	Transfers - In	\$0.00	\$0.00	\$0.00	0.000%
Fund 2101 Sub-Total:		\$41,172.42	\$26,913.18	\$14,259.24	65.367%

Fund: 2151 Coronavirus Relief Fund

Account Code	Account Name	Final Budget	Revenue	Budget Balance	YTD % Received
2151-413-0000	Federal - Pass Through Grants	\$0.00	\$0.00	\$0.00	0.000%
2151-701-0000	Interest	\$0.00	\$0.00	\$0.00	0.000%
Fund 2151 Sub-Total:		\$0.00	\$0.00	\$0.00	0.000%

Revenue Status

By Fund

As Of 8/31/2024

Fund: 2152 Coronavirus Relief Fund

Account Code	Account Name	Final Budget	Revenue	Budget Balance	YTD % Received
2152-413-0000	Federal - Pass Through Grants	\$0.00	\$0.00	\$0.00	0.000%
2152-701-0000	Interest	\$0.00	\$0.00	\$0.00	0.000%
Fund 2152 Sub-Total:		\$0.00	\$0.00	\$0.00	0.000%

Fund: 2901 COMPUTER FUND

Account Code	Account Name	Final Budget	Revenue	Budget Balance	YTD % Received
2901-611-0000	Court Costs	\$5,724.06	\$2,135.00	\$3,589.06	37.299%
2901-701-0000	Interest	\$0.00	\$4.86	-\$4.86	0.000%
Fund 2901 Sub-Total:		\$5,724.06	\$2,139.86	\$3,584.20	37.384%

Fund: 2902 FIRE LEVY

Account Code	Account Name	Final Budget	Revenue	Budget Balance	YTD % Received
2902-110-0000	General Property Tax - Real Estate	\$485,796.94	\$504,496.45	-\$18,699.51	103.849%
2902-231-0000	Property Tax Allocation	\$0.00	\$4,427.70	-\$4,427.70	0.000%
2902-490-0002	Other - Intergovernmental{Fire/EMS Contracts}	\$105,956.58	\$109,135.27	-\$3,178.69	103.000%
2902-701-0000	Interest	\$0.00	\$4,729.30	-\$4,729.30	0.000%
2902-820-0000	Contributions and Donations	\$0.00	\$0.00	\$0.00	0.000%
2902-931-0000	Transfers - In	\$0.00	\$0.00	\$0.00	0.000%
2902-941-0000	Advances - In	\$0.00	\$137,500.00	\$0.00	0.000%
Fund 2902 Sub-Total:		\$591,753.52	\$760,288.72	-\$31,035.20	128.481%

Revenue Status

By Fund

As Of 8/31/2024

Fund: 2903 POLICE LEVY

Account Code	Account Name	Final Budget	Revenue	Budget Balance	YTD % Received
2903-110-0000	General Property Tax - Real Estate	\$215,873.10	\$229,286.10	-\$13,413.00	106.213%
2903-231-0000	Property Tax Allocation	\$23,985.90	\$11,638.84	\$12,347.06	48.524%
2903-701-0000	Interest	\$0.00	\$7,637.88	-\$7,637.88	0.000%
2903-830-0000	Payments in Lieu of Taxes	\$0.00	\$0.00	\$0.00	0.000%
2903-892-0000	Other - Miscellaneous Non-Operating	\$0.00	\$0.00	\$0.00	0.000%
2903-941-0000	Advances - In	\$0.00	\$30,000.00	\$0.00	0.000%
2903-999-0000	Other - Other Financing Sources	\$0.00	\$420,599.78	-\$420,599.78	0.000%
Fund 2903 Sub-Total:		\$239,859.00	\$699,162.60	-\$429,303.60	291.489%

Fund: 2904 STREET LEVY

Account Code	Account Name	Final Budget	Revenue	Budget Balance	YTD % Received
2904-110-0000	General Property Tax - Real Estate	\$287,830.80	\$305,714.86	-\$17,884.06	106.213%
2904-231-0000	Property Tax Allocation	\$31,981.20	\$15,518.44	\$16,462.76	48.524%
2904-310-0000	Street Improvement and Maintenance	\$0.00	\$416,509.07	-\$416,509.07	0.000%
2904-422-0000	State - Restricted	\$0.00	\$0.00	\$0.00	0.000%
2904-440-0000	Grants or Aid (Non-Federal and Non-State)	\$0.00	\$10,338.00	-\$10,338.00	0.000%
2904-701-0000	Interest	\$0.00	\$21,992.02	-\$21,992.02	0.000%
2904-830-0000	Payments in Lieu of Taxes	\$0.00	\$0.00	\$0.00	0.000%
2904-931-0000	Transfers - In	\$0.00	\$0.00	\$0.00	0.000%
Fund 2904 Sub-Total:		\$319,812.00	\$770,072.39	-\$450,260.39	240.789%

Revenue Status

By Fund

As Of 8/31/2024

Fund: 2905 Recycling Fund

Account Code	Account Name	Final Budget	Revenue	Budget Balance	YTD % Received
2905-519-0000	Other - General Government Contracts	\$2,238.44	\$5,000.00	-\$2,761.56	223.370%
2905-701-0000	Interest	\$0.00	\$0.00	\$0.00	0.000%
Fund 2905 Sub-Total:		\$2,238.44	\$5,000.00	-\$2,761.56	223.370%

Fund: 2906 Mayor's Court Operation & Facilities

Account Code	Account Name	Final Budget	Revenue	Budget Balance	YTD % Received
2906-611-0000	Court Costs	\$8,334.23	\$4,950.00	\$3,384.23	59.394%
2906-612-0000	Court Fines	\$0.00	\$0.00	\$0.00	0.000%
2906-701-0000	Interest	\$0.00	\$0.00	\$0.00	0.000%
Fund 2906 Sub-Total:		\$8,334.23	\$4,950.00	\$3,384.23	59.394%

Fund: 2907 Building Hazard Abatement Fund

Account Code	Account Name	Final Budget	Revenue	Budget Balance	YTD % Received
2907-590-0000	Other - Charges for Services	\$1,084.78	\$0.00	\$1,084.78	0.000%
2907-629-0000	Other - Licenses and Permits	\$0.00	\$1,475.00	-\$1,475.00	0.000%
2907-701-0000	Interest	\$0.00	\$0.00	\$0.00	0.000%
Fund 2907 Sub-Total:		\$1,084.78	\$1,475.00	-\$390.22	135.972%

Revenue Status

By Fund

As Of 8/31/2024

Fund: 2908 Public Safety Appreciation Fund

Account Code	Account Name	Final Budget	Revenue	Budget Balance	YTD % Received
2908-701-0000	Interest	\$0.00	\$0.00	\$0.00	0.000%
2908-820-0000	Contributions and Donations	\$0.00	\$0.00	\$0.00	0.000%
2908-820-0003	Contributions and Donations{K-9 Use}	\$4,500.00	\$4,500.00	\$0.00	100.000%
Fund 2908 Sub-Total:		\$4,500.00	\$4,500.00	\$0.00	100.000%

Fund: 2909 Recycling Special Revenue

Account Code	Account Name	Final Budget	Revenue	Budget Balance	YTD % Received
2909-440-0000	Grants or Aid (Non-Federal and Non-State)	\$0.00	\$0.00	\$0.00	0.000%
2909-701-0000	Interest	\$0.00	\$0.00	\$0.00	0.000%
2909-891-0000	Other - Miscellaneous Operating	\$0.00	\$0.00	\$0.00	0.000%
2909-931-0000	Transfers - In	\$0.00	\$0.00	\$0.00	0.000%
Fund 2909 Sub-Total:		\$0.00	\$0.00	\$0.00	0.000%

Fund: 2910 OneOhio Recovery Fund

Account Code	Account Name	Final Budget	Revenue	Budget Balance	YTD % Received
2910-422-0000	State - Restricted	\$0.00	\$9,798.92	-\$9,798.92	0.000%
2910-701-0000	Interest	\$0.00	\$0.00	\$0.00	0.000%
Fund 2910 Sub-Total:		\$0.00	\$9,798.92	-\$9,798.92	0.000%

Revenue Status

By Fund

As Of 8/31/2024

Fund: 3901 GENERAL OBLIGATION

Account Code	Account Name	Final Budget	Revenue	Budget Balance	YTD % Received
3901-941-0000	Advances - In	\$0.00	\$0.00	\$0.00	0.000%
3901-971-0000	Other Debt Proceeds	\$0.00	\$0.00	\$0.00	0.000%
Fund 3901 Sub-Total:		\$0.00	\$0.00	\$0.00	0.000%

Fund: 4901 RECYCLING FUND

Account Code	Account Name	Final Budget	Revenue	Budget Balance	YTD % Received
4901-440-0000	Grants or Aid (Non-Federal and Non-State)	\$0.00	\$0.00	\$0.00	0.000%
Fund 4901 Sub-Total:		\$0.00	\$0.00	\$0.00	0.000%

Fund: 4902 BOND ASSESSMENT

Account Code	Account Name	Final Budget	Revenue	Budget Balance	YTD % Received
4902-390-0000	Other - Special Assessments	\$0.00	\$0.00	\$0.00	0.000%
Fund 4902 Sub-Total:		\$0.00	\$0.00	\$0.00	0.000%

Fund: 4903 SIDEWALK REPAIR

Account Code	Account Name	Final Budget	Revenue	Budget Balance	YTD % Received
4903-320-0000	Sidewalk Improvement	\$0.00	\$0.00	\$0.00	0.000%
Fund 4903 Sub-Total:		\$0.00	\$0.00	\$0.00	0.000%

Revenue Status

By Fund

As Of 8/31/2024

Fund: 9101 Unclaimed Monies

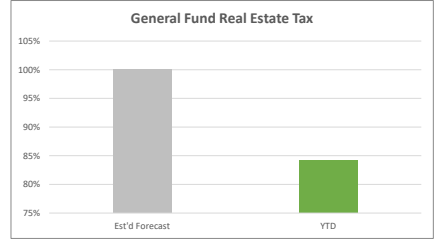
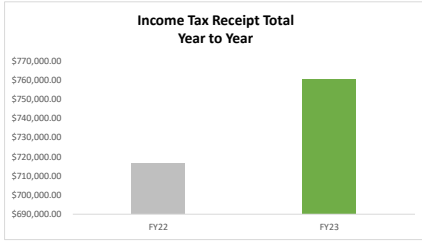
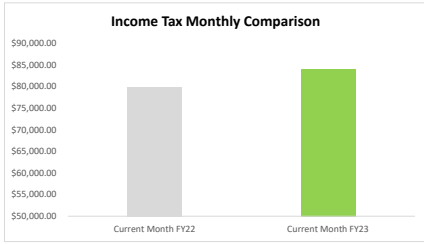
Account Code	Account Name	Final Budget	Revenue	Budget Balance	YTD % Received
9101-881-0000	Unclaimed Monies Received	\$0.00	\$0.00	\$0.00	0.000%
9101-931-0000	Transfers - In	\$0.00	\$0.00	\$0.00	0.000%
Fund 9101 Sub-Total:		\$0.00	\$0.00	\$0.00	0.000%

Fund: 9901 Mayor's Court

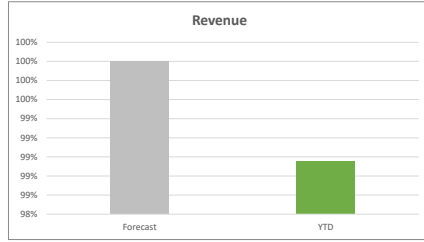
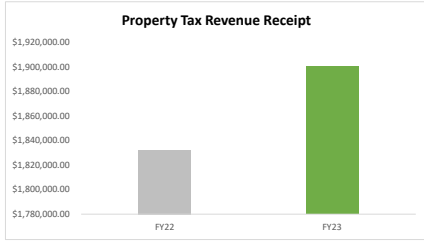
Account Code	Account Name	Final Budget	Revenue	Budget Balance	YTD % Received
9901-611-0000	Court Costs	\$0.00	\$0.00	\$0.00	0.000%
9901-612-0000	Court Fines	\$0.00	\$45,319.00	\$0.00	0.000%
Fund 9901 Sub-Total:		\$0.00	\$45,319.00	\$0.00	0.000%
Report Total:		\$4,182,682.04	\$4,720,103.32	-\$111,102.28	112.849%

Village of Golf Manor Financial Dashboard

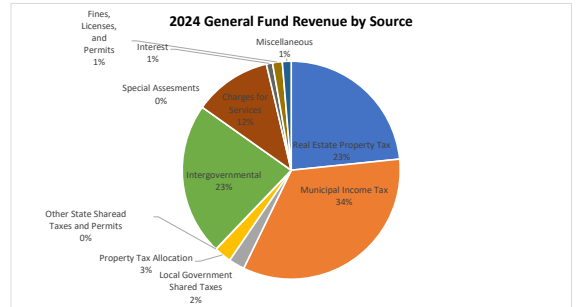
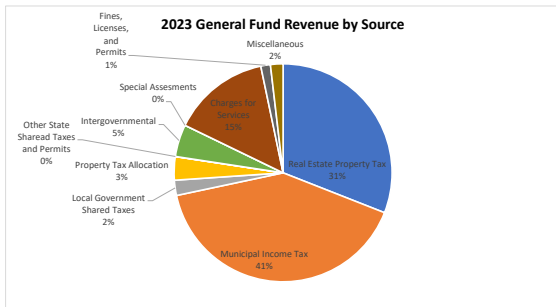
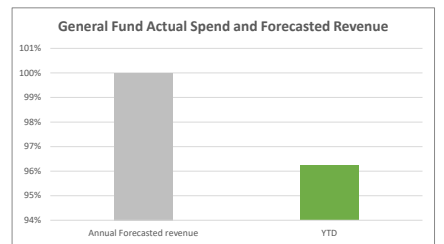
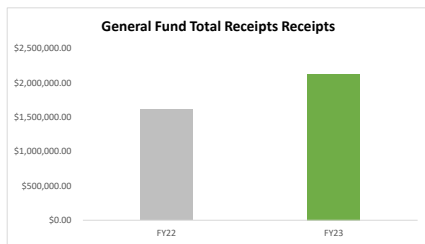
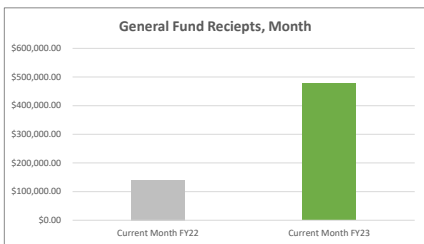
Income Tax Revenue



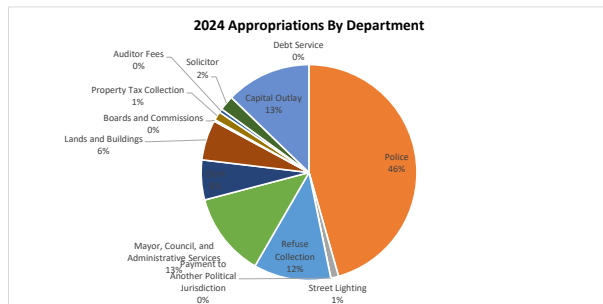
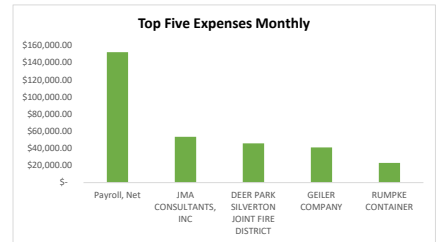
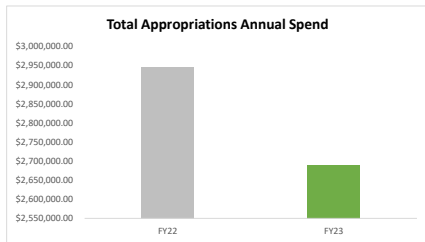
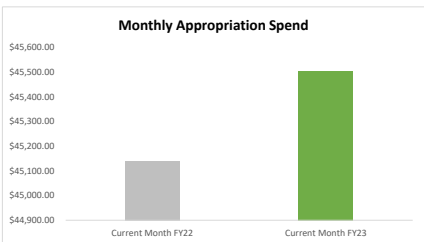
Property Tax Revenue



General Fund



Appropriations



Village of Golf Manor

Financial Definitions

Appropriation: A law that authorizes the spending of money.

Bank Reconciliation: A summary of banking and business activity that reconciles an entity's bank account with its financial records.

Capital Funds: Sum of money established to finance the acquisition of fixed assets, such as buildings or equipment.

Cleared Payment: A transfer of money to a vendor that has been processed by the banking entity.

Cleared receipts: a sum of money that that has been received and has been processed by a banking entity.

Debt Service Funds: A sum of money that is set aside to pay a debt.

Financial Statement: a report stating the financial condition of a government or corporation.

Fund: Accounts in which records are kept for separate revenue and expenditure streams.

Fund balance: the net worth of an organization; total assets minus total liabilities.

General Funds: In governmental accounting, a sum of money set aside for day-to-day expense and not for special purposes.

Income Tax: Taxes generated on a person's individual income from wages and salary. Current Village Income Tax rate is 1.7%.

Millage: The tax rate used to calculate local property taxes. The millage rate represents the amount per every \$1,000 of a property's assessed value.

Outstanding Payment: A transfer of money to a vendor that has not been processed by a banking entity.

Payment: A transfer of money, goods, or services in exchange for goods and services in acceptable proportions that have been previously agreed upon by all parties involved.

Property Tax: A tax generated on the value of a person's real property.

Receipts: a document that represents proof of money received.

Restricted Funds: Funds that can only be used for specific purposes.

Revenue: the inflow of assets to the Village in form of money. Revenue can be generated through the receipt of tax funds, donations, grants, and the selling of assets.

Special Revenue Funds: Funds in governmental accounting set aside for specific purposes, unlike a general fund.

Unrestricted Funds: Funds free from any restriction and available for general use.